



ALL AROUND SHOWS

Summer Series

*Patterns:*

*October 19, 2025*

# ALL AROUND SHOWS

## Summer Series

✕ May 18 ✕ June 15 ✕ July 20 ✕ August 10 ✕ September 14 ✕ October 19 ✕

*High Point & Reserve for  
English, Western, and Ranch Divisions*

### YOUTH & ADULT OVERALL DAILY HIGH POINT

Follows current Colorado State 4-H Rulebook (secondary AQHA)

Greeley Saddle Club Arena  
899 N 11th Ave, Greeley, CO 80631  
720.935.2026

**AllAroundShows.com**

**Find All Around Shows on Facebook**

### Registration

**7:30**

### Show Starts

**8:30**


### Office Fee

**\$20/horse**

### Class Fee

**\$10/class**

All Around Shows



#### Main Arena

##### Start 8:30 AM

1. English Pleasure Open
2. English Pleasure 19 & Over
3. English Pleasure 14-18
4. English Pleasure 13 & Under
5. English Pleasure Walk-Trot/Green
6. English Equitation Open
7. English Equitation 19 & Over
8. English Equitation 14-18
9. English Equitation 13 & Under
10. English Equitation Walk-Trot/Green
11. English Riding Control Open
12. English Riding Control 19 & Over
13. English Riding Control 14-18
14. English Riding Control 13 & Under
15. English Riding Control Walk-Trot/Green

#### <break>

##### Not to start before 9:30 AM

16. Showmanship Open
17. Showmanship 19 & Over
18. Showmanship 14-18
19. Showmanship 13 & Under
20. Showmanship Walk-Trot/Green

#### <break>

##### Not to start before 10:30 AM

21. Western Pleasure Open
22. Western Pleasure 19 & Over
23. Western Pleasure 14-18
24. Western Pleasure 13 & Under
25. Western Pleasure Walk-Trot/Green
26. Western Horsemanship Open
27. Western Horsemanship 19 & Over
28. Western Horsemanship 14-18
29. Western Horsemanship 13 & Under
30. Western Horsemanship Walk-Trot/Green
- FREE - Lead line Horsemanship 7 & Under

#### <lunch break>

31. Ranch on the Rail Open
32. Ranch on the Rail 19 & Over
33. Ranch on the Rail 14-18
34. Ranch on the Rail 13 & Under
35. Ranch on the Rail Walk-Trot/Green
36. Ranch Riding Open
37. Ranch Riding 19 & Over
38. Ranch Riding 14-18
39. Ranch Riding 13 & Under
40. Ranch Riding Walk-Trot/Green

**Trail Arena**  
**Open from 10:30-1:30**  
*show at will*

#### FREE-Lead line Trail (City or Ranch) 7&U

41. Trail Open
42. Trail 19 & Over
43. Trail 14-18
44. Trail 13 & Under
45. Trail Walk-Trot/Green
46. Ranch Trail Open
47. Ranch Trail 19 & Over
48. Ranch Trail 14-18
49. Ranch Trail 13 & Under
50. Ranch Trail Walk-Trot/Green





# ALL AROUND SHOWS

## Summer Series

✕ May 18 ✕ June 15 ✕ July 20 ✕ August 10 ✕ September 28 ✕ October 19 ✕  
**Additional Information & Rules**

Governed by the current Colorado 4-H Rule Book (*secondary rulebook will be AQHA*).

*Exception:* Exhibitors may ride 2-handed with a snaffle bit for any aged horse, or 1 hand with a shank bit.

**Lead line** classes are for riders aged 7 & under.

**19 & Over** Pending entries, show management may split into two age divisions 19-49 and 50 & Over.

**Walk-Trot/Green** classes are for riders and/or horses who cannot yet canter/lope. Novice/Green/entry level classes for the exhibitor or horse. Horses of any age can be shown 2-handed in a snaffle, or 1--handed on a shank bit

**Trail** classes are to be shown in Western tack/attire. The trail course will be open from 10:30AM—1:30PM and exhibitors are invited to show at will (show when you have time, between your other classes).

**Multiple horses & class entries** – Exhibitors may show multiple horses in English Riding Control, Ranch Riding, Trail, and Ranch Trail. Each rider/horse combo must have their own assigned number.

**Class awards** 1st through 6th place ribbons for each class.

**Daily High Point Divisions** (*calculated on a one horse/one rider basis—must show in at least 3 of 4 classes in the division*)  
*Ties are broken by Showmanship placings first, Horsemanship placings second.*

**Age Divisions:** Open, 19 & Over, 14-18, 13 & Under, Walk-Trot/Green

**English High Point classes:** Showmanship, English Pleasure, English Equitation, English Riding Control

**Western High Point classes:** Showmanship, Western Pleasure, Western Horsemanship, Trail

**Ranch High Point classes:** Showmanship, Ranch on the Rail, Ranch Riding, Ranch Trail

**Overall Daily High Point Buckles** (*calculated on a one horse/one rider basis*)

**Youth Overall:** 13 & Under and 14-18 classes, whomever earns the highest amount of points for the day

**Adult Overall:** 19 & Over classes, whomever earns the highest amount of points for the day

**NO REFUNDS!** An open signed check, cash, or credit card form must be on file before numbers will be distributed. Credit Cards will be processed at the end of the day with a 5% service charge added to the final show tab.

### *Waiver*

I am aware of and understand that there are inherent risks associated with equine activities. I do hereby consent and agree that All Around Shows, Greeley Saddle Club, City of Greeley, and/or any cooperative person or group is not liable for an injury to or death of a participant due to the inherent risks associated with these activities and shall not be held responsible for loss, damage and/or liability sustained or suffered while on the show grounds, volunteering or during participation in this horse show. As owner/agent/exhibitor I agree to abide by all rules of the association(s) and to pay all costs and fees associated with this entry including but not limited to class entry fees, stall, feed, bedding, association and membership fees. In the event this entry is unsigned, then first entry of this horse into the arena shall be deemed agreement and acceptance of these rules.

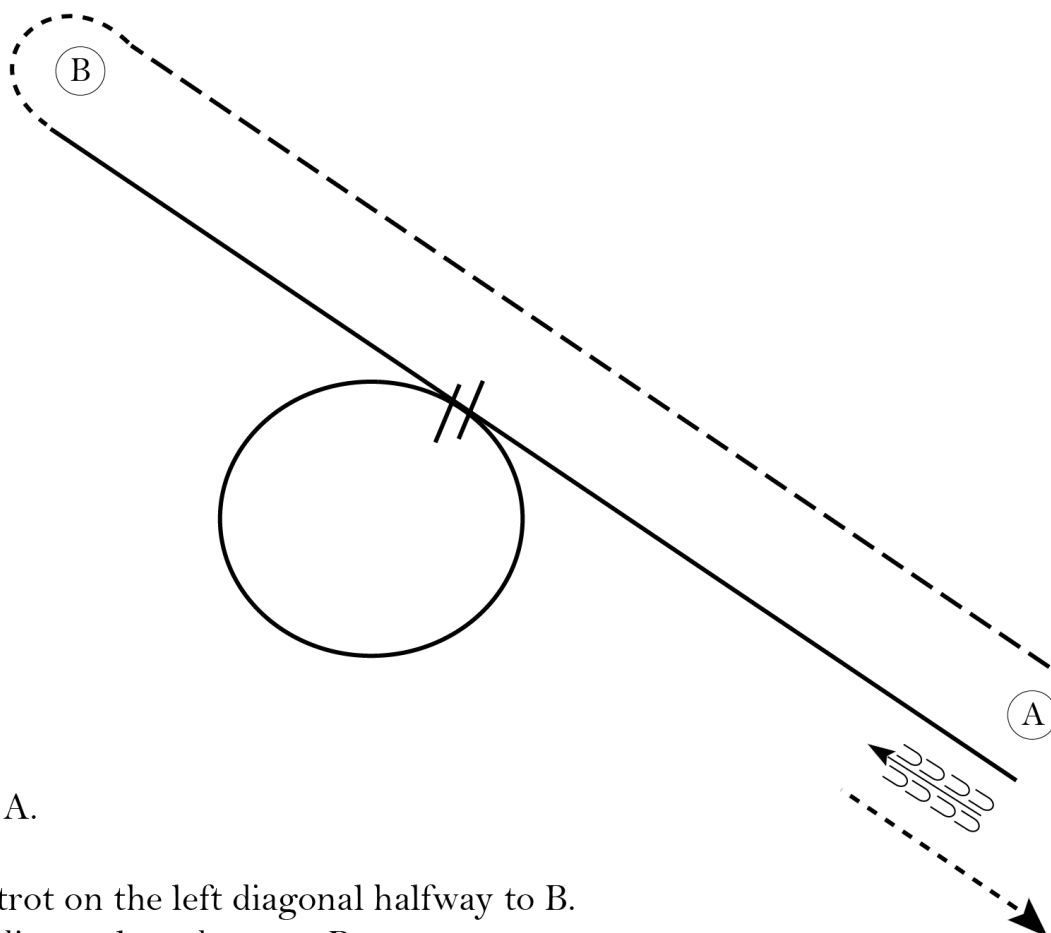


# 2025 All Around Shows Summer Series

OCTOBER

## English Equitation

Show Date: October 19, 2025



Be ready at A.

1. Posting trot on the left diagonal halfway to B.
2. Change diagonals and trot to B.
3. Break to the walk and walk around B.
4. Canter on the right lead halfway to A.
5. Continue to canter in a circle to the right.
6. Perform a simple lead change and canter to A.
7. Halt at A and back approximately one horse length.

Pattern is over once you have backed. Walk off and follow the instructions of your ring steward.

Walk	-----
Trot	- - - - -
Extended Trot	— — — — —
Canter	—————
Leg Yield	
Lead Change	— / —
Back	← ← ← ← ←
Marker	(B)
Sidepass	← — — — — →
Hand Gallop	—————

[HSE/1-75]

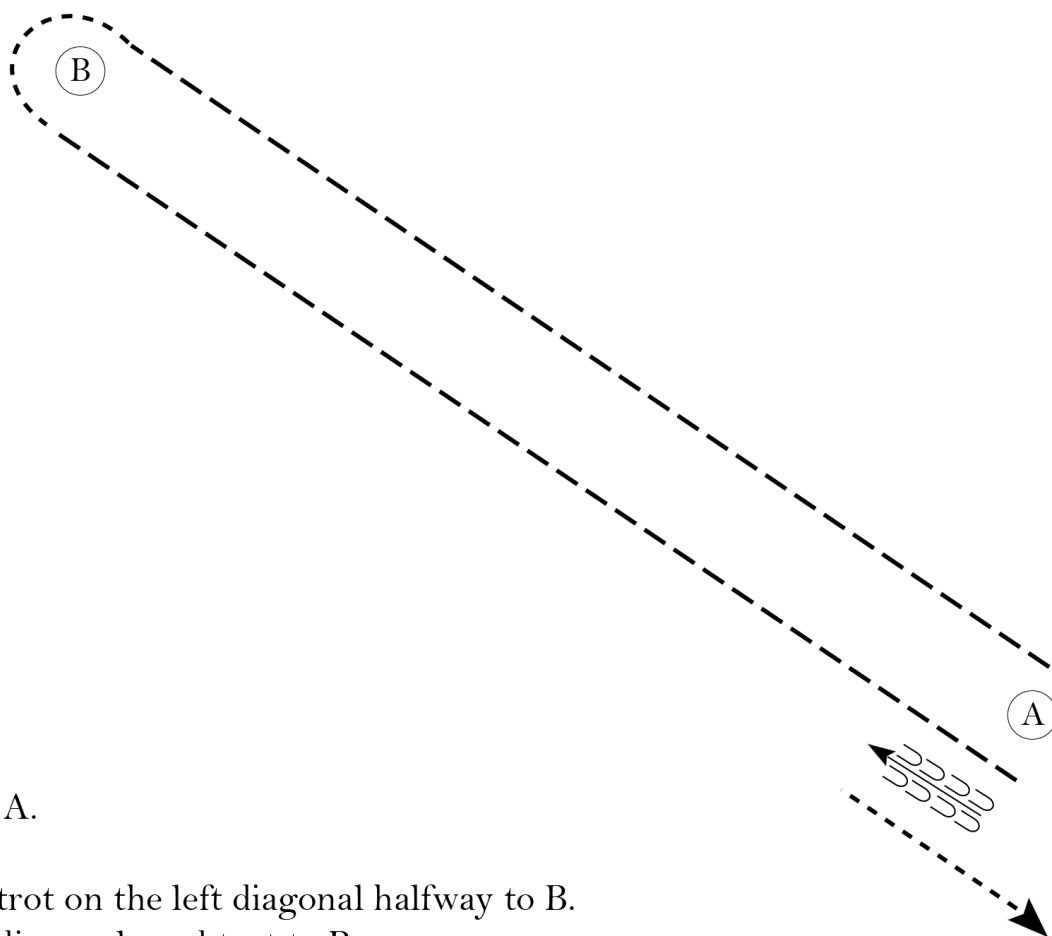
Pattern Provided by:  
*Show Management*

# 2025 All Around Shows Summer Series

OCTOBER

## English Equitation (Walk-Trot)

Show Date: October 19, 2025



Be ready at A.

1. Posting trot on the left diagonal halfway to B.
2. Change diagonals and trot to B.
3. Break to the walk and walk around B.
4. Posting trot on the left diagonal halfway to A.
5. Change diagonals and trot to A.
6. Halt at A and back approximately one horse length.

Pattern is over once you have backed. Walk off and follow the instructions of your ring steward.

Walk	-----
Trot	- - - - -
Extended Trot	— — — — —
Canter	— — — — —
Leg Yield	
Lead Change	— — — — —
Back	← ← ← ← ←
Marker	(B)
Sidepass	← — — — — →
Hand Gallop	— — — — —

[HSE/WT-75]

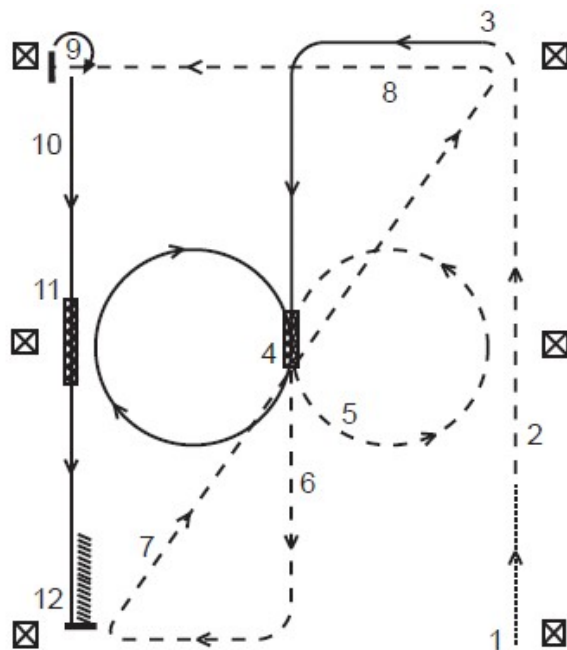
Pattern Provided by:  
*Show Management*

# 2025 All Around Shows Summer Series

OCTOBER

## English Riding Control (All Classes)

Show Date: October 19, 2025



Walk: ..... Canter: \_\_\_\_\_  
Back: /////////////// Trot: - - - - -  
Lead Changing Area: [X X X X X X X X]

Lead changes may be simple or flying.


1. Normal walk.
2. Rising trot halfway between cones.
3. Canter left lead. **Walk-Trot: Continue the rising trot**
4. Change of lead, canter circle right lead. **Walk-Trot: Change of diagonal, rising trot circle to the right**
5. Rising trot circle left.
6. Rising trot down center.
7. Extended trot across the diagonal, demonstrate a change of diagonal while crossing center.
8. Sitting trot.
9. Halt, 270° forehand turn right.
10. Canter left lead. **Walk-Trot: Rising Trot, right diagonal**
11. Change of lead, canter right lead. **Walk-Trot: Show a change of diagonal , continue rising trot**
12. Halt, back on horse length.

Leave arena on a loose rein at the free walk.

**Pattern Provided by:**  
*Show Management*

www.HorseShowPatterns.com

[www.HorseShowPatterns.com](http://www.HorseShowPatterns.com)



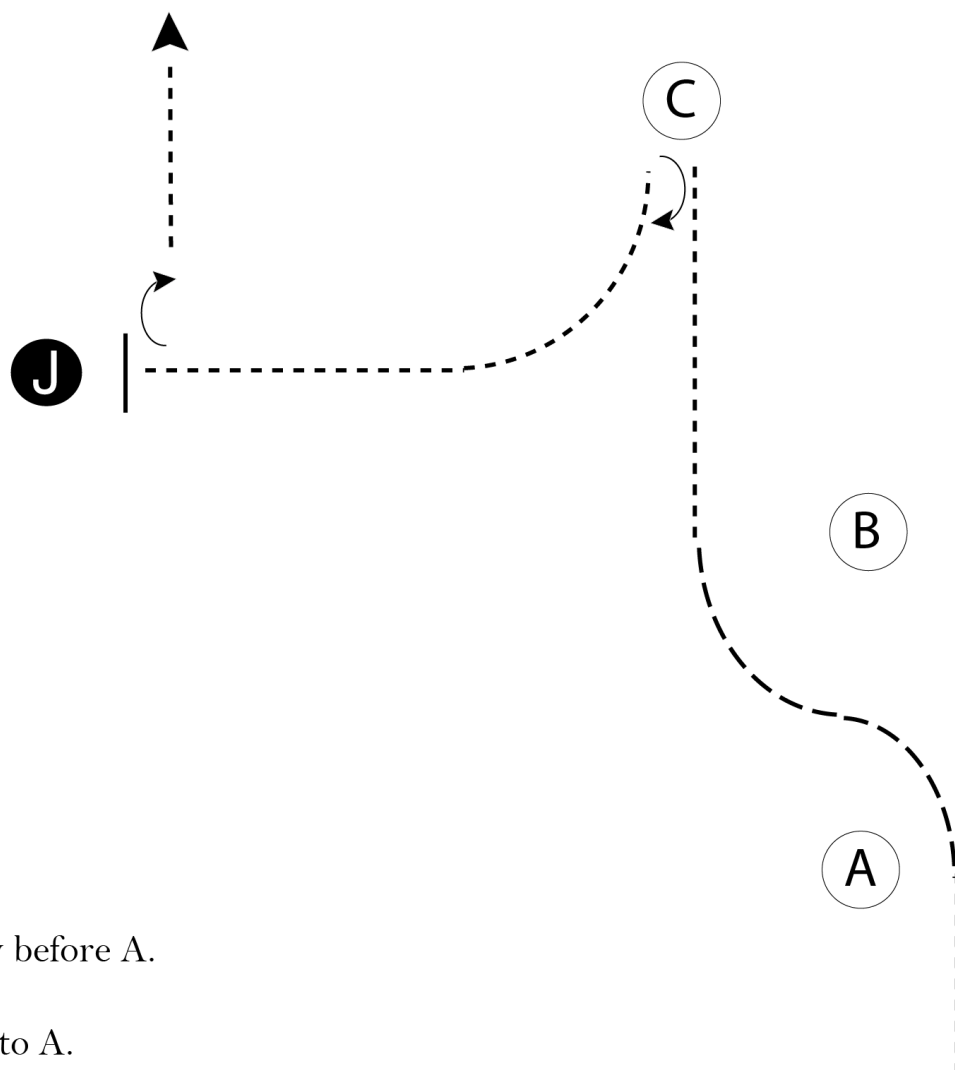
©2025 HorseShowPatterns.com. All Rights Reserved.

# 2025 All Around Shows Summer Series

OCTOBER

## Showmanship (Walk-Trot)

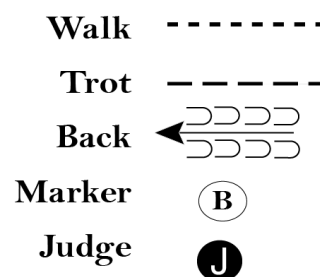
Show Date: October 19, 2025



Be ready before A.

1. Walk to A.
2. Trot to B as shown.
3. Walk to C.
4. Perform a 180 degree turn and walk to Judge.
5. Perform a 1/4 turn and set up for inspection.
6. When dismissed, exit at a walk.

Follow the instructions of your ring steward.



[S/WT-91]

Pattern Provided by:  
*Show Management*

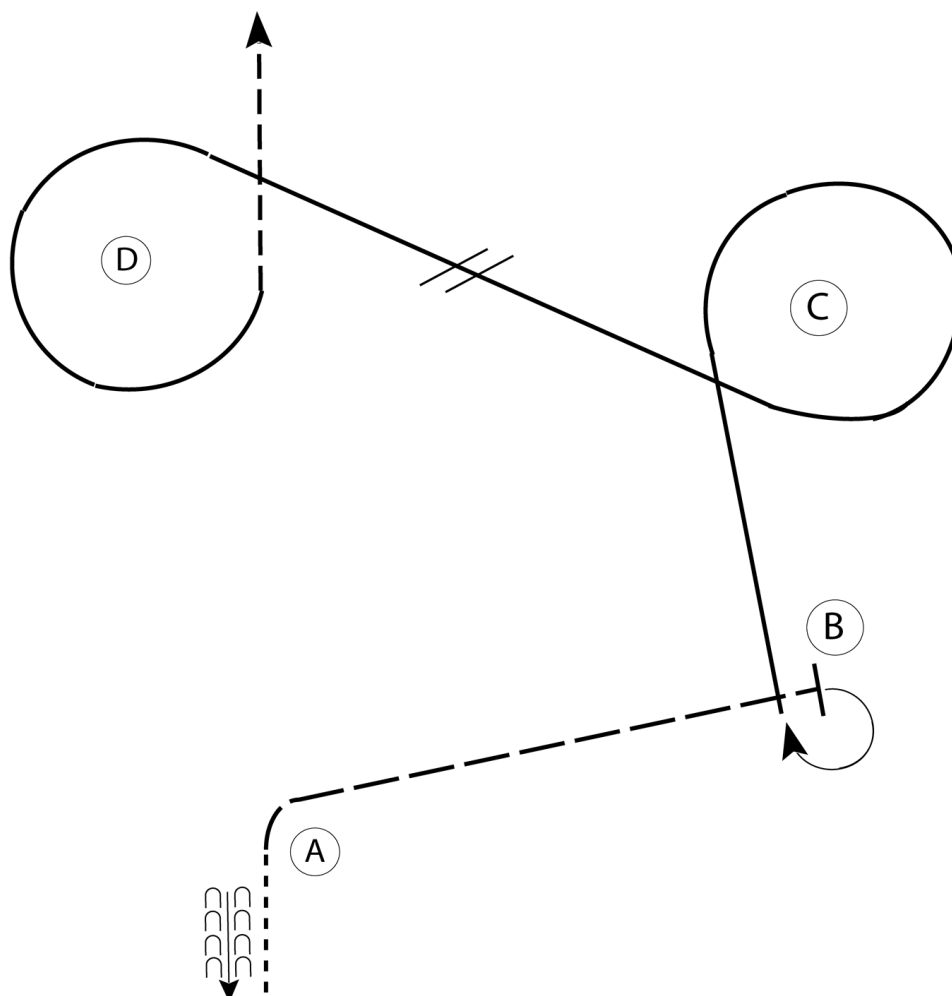


# 2025 All Around Shows Summer Series

OCTOBER

## Western Horsemanship

Show Date: October 19, 2025



1. Begin before A. Back one horse length
2. Walk to A. Extend the jog to B
3. At B stop. Perform a 270 degree turn on the hindquarters to the right
4. Lope on the right lead around C
5. Perform a simple or flying change of lead between C and D
6. Lope on the left lead around D
7. Break to the jog at D
8. Jog to the exit

Walk	-----
Jog	- - - - -
Extended Jog	- - - - -
Lope	=====
Leg Yield	
Lead Change	— / —
Back	← ← ← ← ←
Marker	Ⓚ
Sidepass	← ← ← ← ←

[WH/2-57]

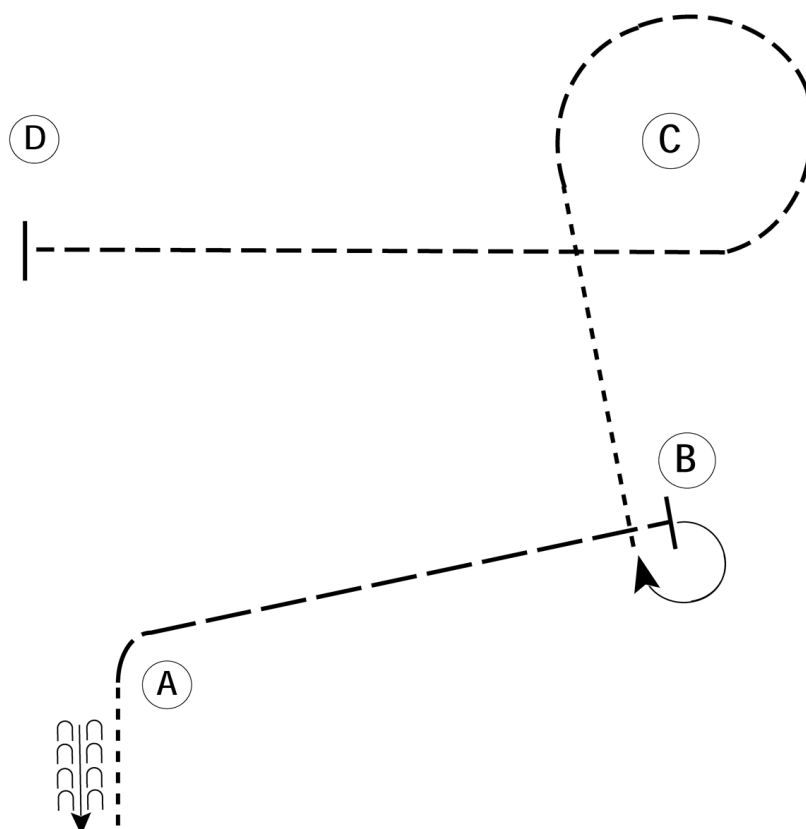
Pattern Provided by:  
*Show Management*

# 2025 All Around Shows Summer Series

OCTOBER

## Western Horsemanship (Walk-Trot)

Show Date: October 19, 2025



Be ready at A.

1. Back approximately one horse length.
2. Walk to A.
3. Jog to B.
4. Stop at B. Perform a 270 degree turn to the right.
5. Walk to C.
6. Jog around C and to D.
7. Stop at D.

Follow the instructions of your ring steward.

Walk	-----
Jog	- - - - -
Extended Jog	- - - - -
Lope	=====
Leg Yield	
Lead Change	---/---
Back	← ↖ ↖ ↖ ↖ ↖
Marker	ⓑ
Sidepass	←-----→

[WH/WT-57]

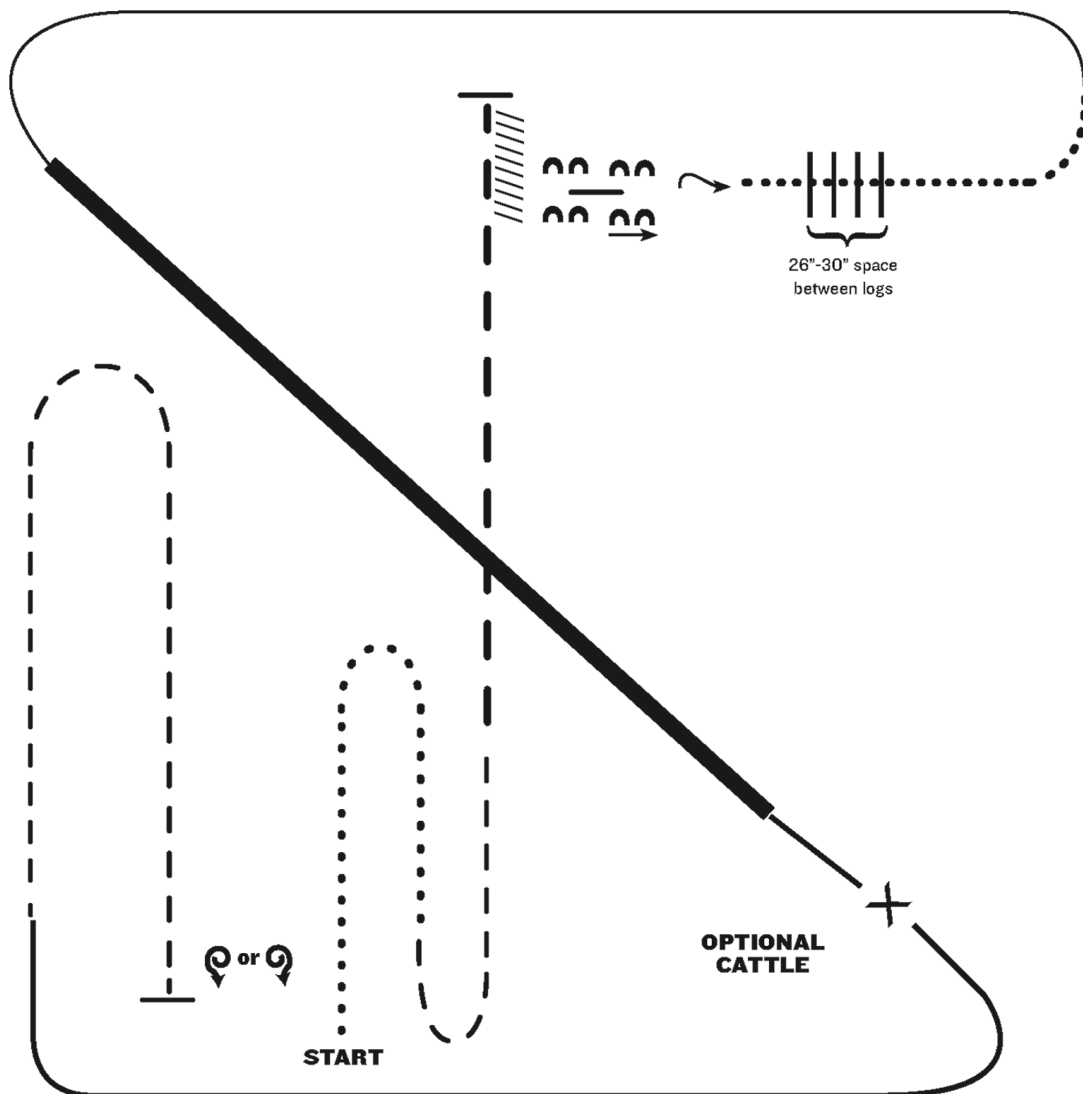
Pattern Provided by:  
*Show Management*

# 2025 All Around Shows Summer Series

OCTOBER

## Ranch Riding (All Classes)

Show Date: October 19, 2025



1. Walk
2. Trot
3. Extended trot
4. Stop and back
5. Side pass over log right
6. 1/4 turn right, walk over logs
7. Walk
8. Lope left lead
9. Extended lope (left lead)
10. Collect lope, change leads (simple or flying)
11. Lope right lead
12. Trot
13. Stop, one 360 degree turn either direction

Note: The drawn description of this pattern is only intended for the general depiction of the pattern. Exhibitors should utilize the arena space to best exhibit their horses.

### Walk-Trot

- Trot instead of lope
- Extended Trot instead of Extended Lope

[RR/AQHA-7]

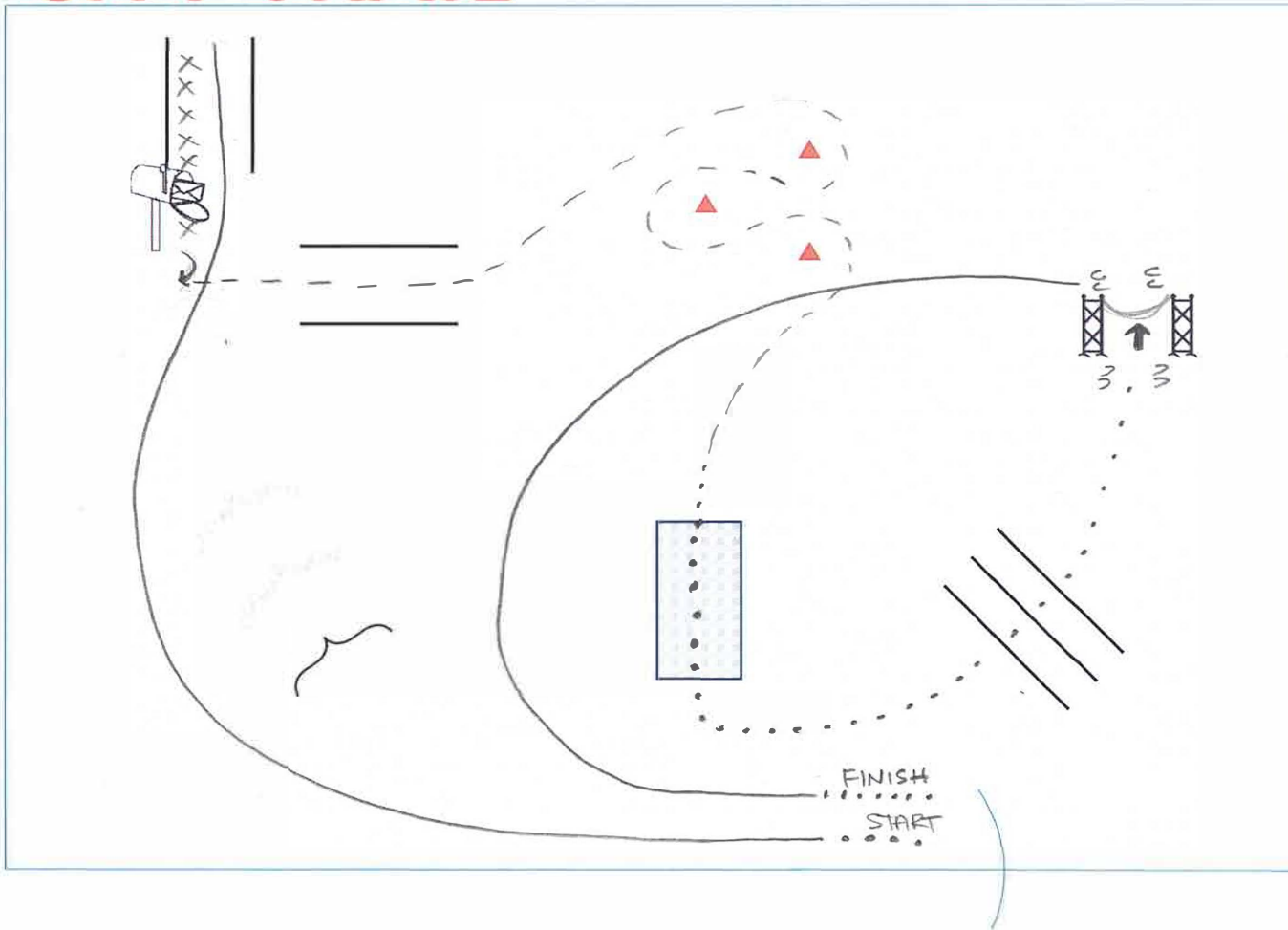
Pattern Provided by:  
*Show Management*

# 2025 All Around Shows Summer Series

OCTOBER

Show Date: October 19, 2025

## CITY TRAIL



1. Walk in, pick up right lead, lope into chute
2. Back to mailbox. Open and close mailbox
3. Turn 90°, jog through chute, and jog serpentine around cones
4. Walk over bridge
5. Walk over poles
6. Left hand push gate
7. Left lead around bridge. Walk, and exit.

### Walk-Trot

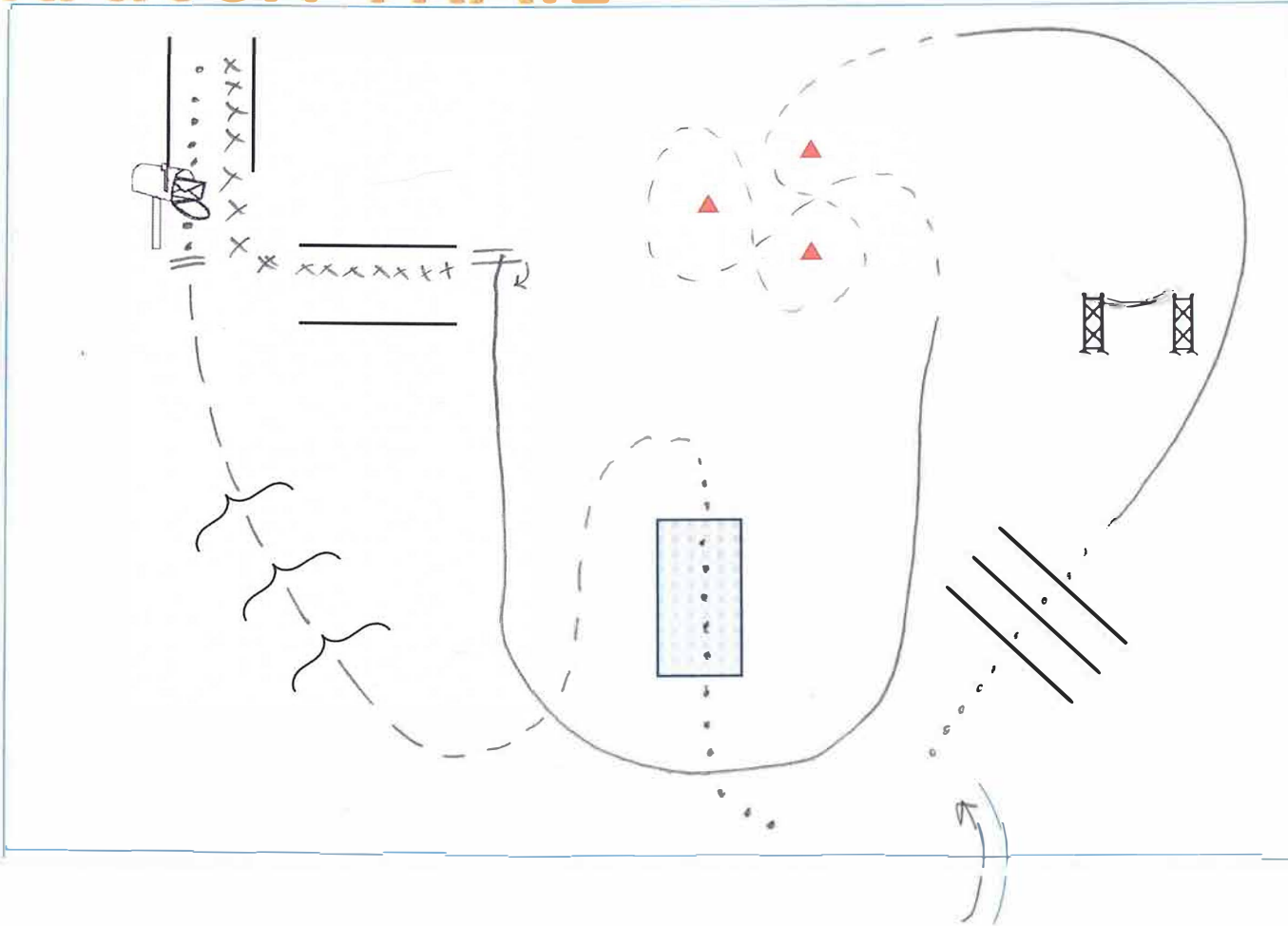
1. Walk in, pick up right lead, lope into chute
2. Back to mailbox. Open and close mailbox
3. Turn 90°, jog through chute, and jog serpentine around cones
4. Walk over bridge
5. Walk over poles
6. Left hand push gate
7. Left lead around bridge. Walk, and exit.

# 2025 All Around Shows Summer Series

OCTOBER

Show Date: October 19, 2025

## RANCH TRAIL



1. Walk over logs
2. Left lead lope\* around the corner
3. Jog serpentine around cones
4. Right lead lope\* around bridge
5. Turn 90°, back 'L'
6. Walk to mailbox, open and close
7. Jog/Extended jog over logs to bridge
8. Walk, walk over bridge to exit

### Walk-Trot

1. Walk over logs
2. Left lead lope\* around the corner
3. Jog serpentine around cones
4. Right lead lope\* around bridge
5. Turn 90°, back 'L'
6. Walk to mailbox, open and close
7. Jog/Extended jog over logs to bridge
8. Walk, walk over bridge to exit