



ALL AROUND SHOWS

Summer Series

*Patterns:*

*May 18, 2025*



# ALL AROUND SHOWS

## Summer Series

✕ May 18 ✕ June 15 ✕ July 20 ✕ August 10 ✕ September 14 ✕ October 19 ✕

*High Point & Reserve for  
English, Western, and Ranch Divisions*

### YOUTH & ADULT OVERALL DAILY HIGH POINT

Follows current Colorado State 4-H Rulebook (secondary AQHA)

Greeley Saddle Club Arena  
899 N 11th Ave, Greeley, CO 80631  
720.935.2026

**AllAroundShows.com**

**Find All Around Shows on Facebook**

### Registration

**7:30**

### Show Starts

**8:30**


### Office Fee

**\$20/horse**

### Class Fee

**\$10/class**

All Around Shows



#### Main Arena

##### Start 8:30 AM

1. English Pleasure Open
2. English Pleasure 19 & Over
3. English Pleasure 14-18
4. English Pleasure 13 & Under
5. English Pleasure Walk-Trot/Green
6. English Equitation Open
7. English Equitation 19 & Over
8. English Equitation 14-18
9. English Equitation 13 & Under
10. English Equitation Walk-Trot/Green
11. English Riding Control Open
12. English Riding Control 19 & Over
13. English Riding Control 14-18
14. English Riding Control 13 & Under
15. English Riding Control Walk-Trot/Green

#### <break>

##### Not to start before 9:30 AM

16. Showmanship Open
17. Showmanship 19 & Over
18. Showmanship 14-18
19. Showmanship 13 & Under
20. Showmanship Walk-Trot/Green

#### <break>

##### Not to start before 10:30 AM

21. Western Pleasure Open
22. Western Pleasure 19 & Over
23. Western Pleasure 14-18
24. Western Pleasure 13 & Under
25. Western Pleasure Walk-Trot/Green
26. Western Horsemanship Open
27. Western Horsemanship 19 & Over
28. Western Horsemanship 14-18
29. Western Horsemanship 13 & Under
30. Western Horsemanship Walk-Trot/Green
- FREE - Lead line Horsemanship 7 & Under

#### <lunch break>

31. Ranch on the Rail Open
32. Ranch on the Rail 19 & Over
33. Ranch on the Rail 14-18
34. Ranch on the Rail 13 & Under
35. Ranch on the Rail Walk-Trot/Green
36. Ranch Riding Open
37. Ranch Riding 19 & Over
38. Ranch Riding 14-18
39. Ranch Riding 13 & Under
40. Ranch Riding Walk-Trot/Green

**Trail Arena**  
**Open from 10:30-1:30**  
*show at will*

#### FREE-Lead line Trail (City or Ranch) 7&U

41. Trail Open
42. Trail 19 & Over
43. Trail 14-18
44. Trail 13 & Under
45. Trail Walk-Trot/Green
46. Ranch Trail Open
47. Ranch Trail 19 & Over
48. Ranch Trail 14-18
49. Ranch Trail 13 & Under
50. Ranch Trail Walk-Trot/Green

# ALL AROUND SHOWS

## Summer Series

✕ May 18 ✕ June 15 ✕ July 20 ✕ August 10 ✕ September 28 ✕ October 19 ✕  
Additional Information & Rules

Governed by the current Colorado 4-H Rule Book (*secondary rulebook will be AQHA*).

*Exception:* Exhibitors may ride 2-handed with a snaffle bit for any aged horse, or 1 hand with a shank bit.

**Lead line** classes are for riders aged 7 & under.

**19 & Over** Pending entries, show management may split into two age divisions 19-49 and 50 & Over.

**Walk-Trot/Green** classes are for riders and/or horses who cannot yet canter/lope. Novice/Green/entry level classes for the exhibitor or horse. Horses of any age can be shown 2-handed in a snaffle, or 1--handed on a shank bit

**Trail** classes are to be shown in Western tack/attire. The trail course will be open from 10:30AM—1:30PM and exhibitors are invited to show at will (show when you have time, between your other classes).

**Multiple horses & class entries** – Exhibitors may show multiple horses in English Riding Control, Ranch Riding, Trail, and Ranch Trail. Each rider/horse combo must have their own assigned number.

**Class awards** 1st through 6th place ribbons for each class.

**Daily High Point Divisions** (*calculated on a one horse/one rider basis—must show in at least 3 of 4 classes in the division*)  
*Ties are broken by Showmanship placings first, Horsemanship placings second.*

**Age Divisions:** Open, 19 & Over, 14-18, 13 & Under, Walk-Trot/Green

**English High Point classes:** Showmanship, English Pleasure, English Equitation, English Riding Control

**Western High Point classes:** Showmanship, Western Pleasure, Western Horsemanship, Trail

**Ranch High Point classes:** Showmanship, Ranch on the Rail, Ranch Riding, Ranch Trail

**Overall Daily High Point Buckles** (*calculated on a one horse/one rider basis*)

**Youth Overall:** 13 & Under and 14-18 classes, whomever earns the highest amount of points for the day

**Adult Overall:** 19 & Over classes, whomever earns the highest amount of points for the day

**NO REFUNDS!** An open signed check, cash, or credit card form must be on file before numbers will be distributed. Credit Cards will be processed at the end of the day with a 5% service charge added to the final show tab.

### Waiver

I am aware of and understand that there are inherent risks associated with equine activities. I do hereby consent and agree that All Around Shows, Greeley Saddle Club, City of Greeley, and/or any cooperative person or group is not liable for an injury to or death of a participant due to the inherent risks associated with these activities and shall not be held responsible for loss, damage and/or liability sustained or suffered while on the show grounds, volunteering or during participation in this horse show. As owner/agent/exhibitor I agree to abide by all rules of the association(s) and to pay all costs and fees associated with this entry including but not limited to class entry fees, stall, feed, bedding, association and membership fees. In the event this entry is unsigned, then first entry of this horse into the arena shall be deemed agreement and acceptance of these rules.



[www.HorseShowPatterns.com](http://www.HorseShowPatterns.com)

Show Date: May 18, 2025



1. Walk 2 horse lengths.
2. Perform a 180 degree turn on the forehand left.
3. Sitting trot to and around A.
4. Canter on the right lead until even with B.
5. Posting trot on the left diagonal around B.
6. Canter left lead around corner.
7. Posting trot on the right diagonal around 1 corner and until even with A.
8. Stop and back 5 steps. Pattern is complete.

Walk —————

Trot - - - - -

Extended Trot ————

Canter —————

Leg Yield |||||

Lead Change \ /

Back ←

Marker (B)

Sidepass ← ———— →

Hand Gallop ————

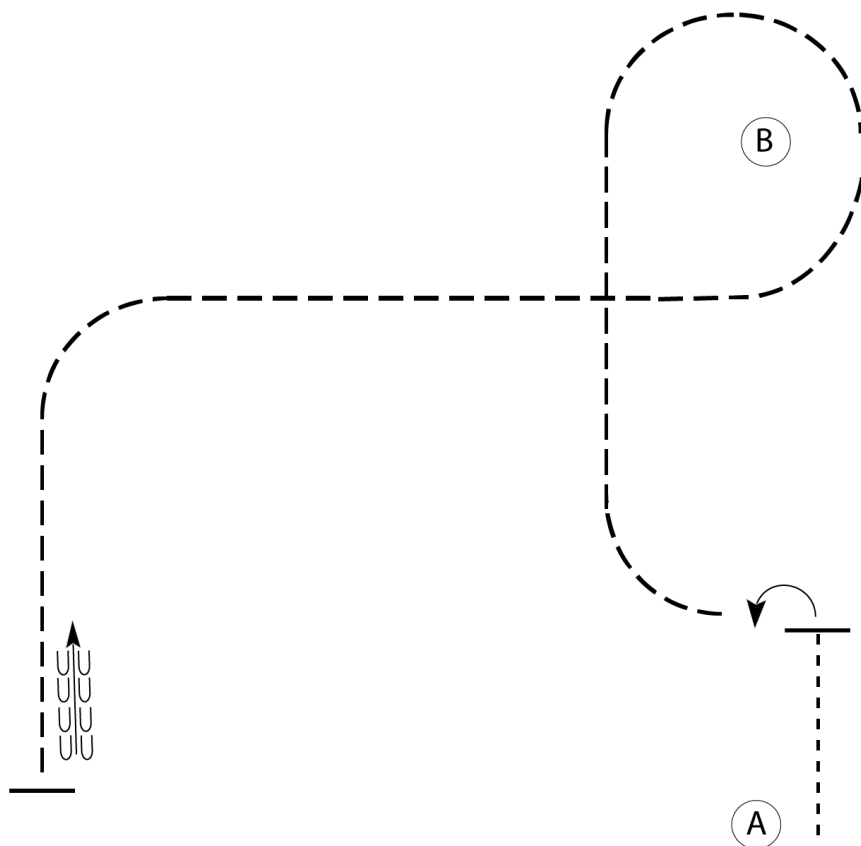
**Pattern Provided by:**  
*Show Management*

# 2025 All Around Shows Summer Series

MAY

## English Equitation (Walk-Trot)

Show Date: May 18, 2025



Be ready at A.

1. Walk 2 horse lengths.
2. Stop and perform a 90 degree turn on the forehand left.
3. Sitting trot 1 corner until even with B.
4. At B, posting trot on the left diagonal around B and half the line.
5. Change diagonals.
6. Posting trot on the right diagonal around 1 corner and until even with A.
7. Stop and back 5 steps. Pattern is complete.

Walk	-----
Trot	- - - - -
Extended Trot	— — — — —
Canter	—————
Leg Yield	
Lead Change	↗ ↘
Back	← ← ← ← ←
Marker	Ⓚ
Sidepass	← — — — — →
Hand Gallop	—————

[HSE/WT-118]

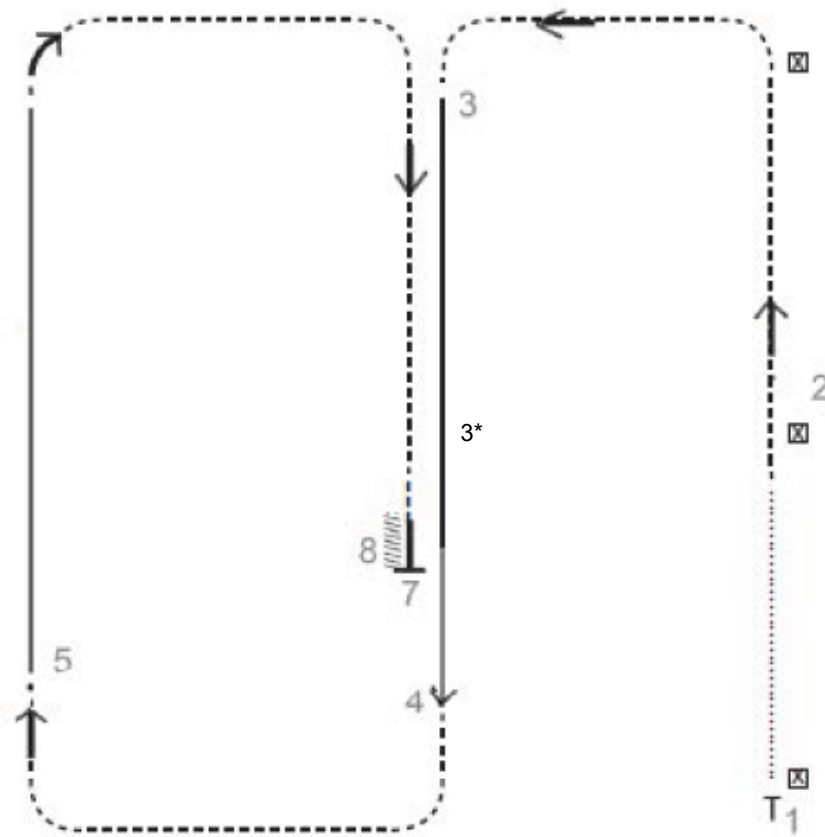
Pattern Provided by:  
*Show Management*

# 2025 All Around Shows Summer Series

MAY

## English Riding Control (All Classes)

Show Date: May 18, 2025



Walk: ..... Canter: \_\_\_\_\_  
Back: /////////////// Trot: - - - - -

1. Walk.
2. Trot on the right diagonal.
3. Canter down center on the left lead. Walk-Trot - transition at 3\* to Sitting Trot
4. Sitting Trot.
5. Canter on the right lead. Walk-Trot - Extended trot left diagonal (instead of canter)
6. Posting trot on the left diagonal down the center.
7. Halt.
8. Back three steps.

Leave the arena on a loose rein at the free walk.

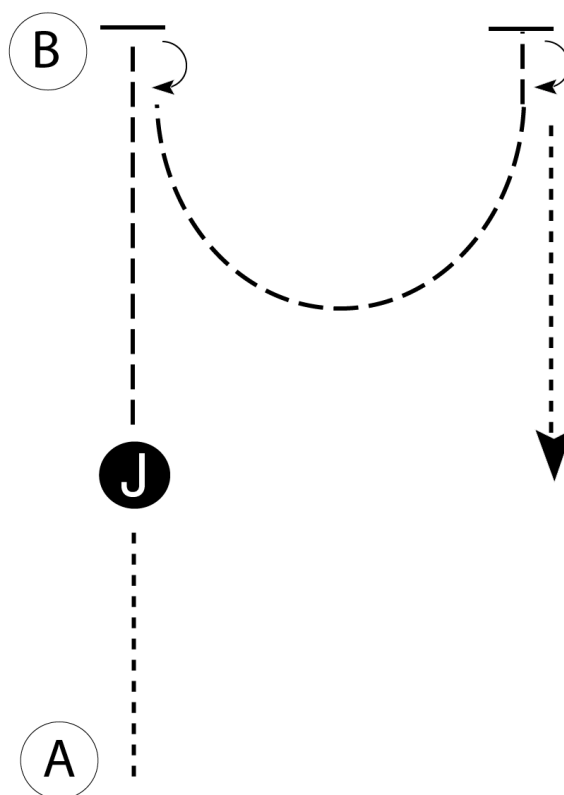
Pattern Provided by:  
*Show Management*

# 2025 All Around Shows Summer Series

MAY

## Showmanship

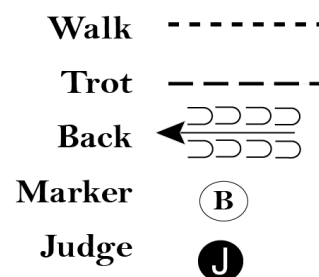
Show Date: May 18, 2025



Be ready at A.

1. When acknowledged, walk to judge. Stop and set up for inspection.
2. Judge will end inspection on horse's left side. When dismissed, trot to B.
3. Stop and perform a 180 degree turn.
4. Trot in a half circle until even with B.
5. Stop and perform a 180 degree turn.
6. Walk straight away to exit.

Follow the instructions of your ring steward.



[S/1-89]

Pattern Provided by:  
*Show Management*

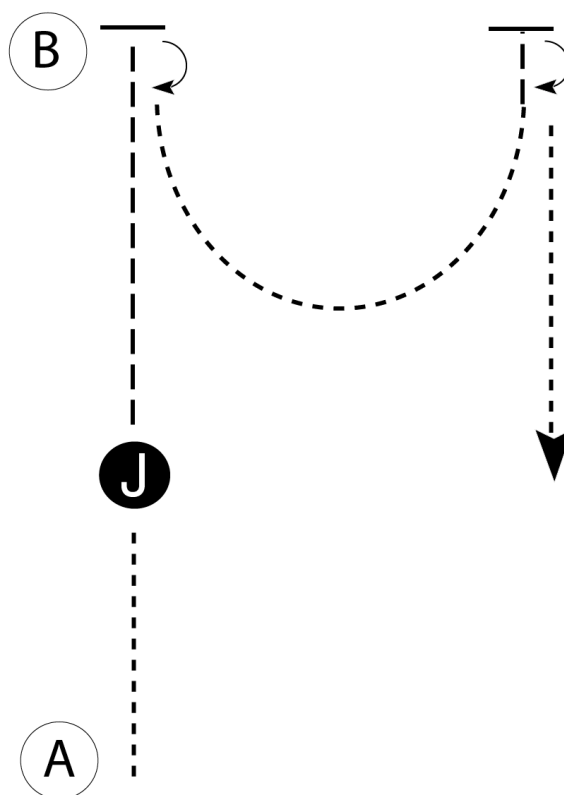


# 2025 All Around Shows Summer Series

MAY

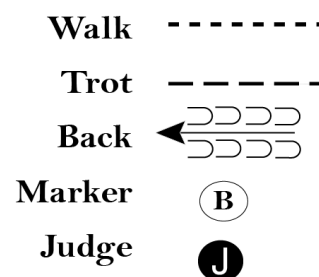
## Showmanship (Walk-Trot)

Show Date: May 18, 2025



Be ready at A.

1. When acknowledged, walk to judge. Stop and set up for inspection.
2. Judge will end inspection on horse's left side. When dismissed, trot to B.
3. Stop and perform a 180 degree turn.
4. Walk in a half circle until even with B.
5. Stop and perform a 180 degree turn.
6. Walk straight away to exit.



Follow the instructions of your ring steward.

[S/WT-89]

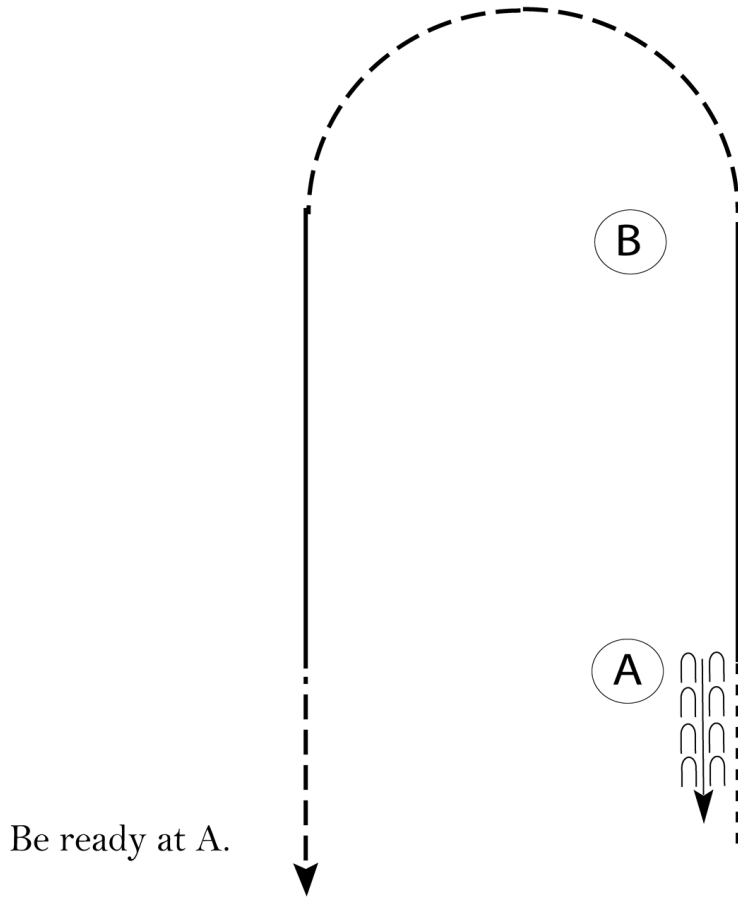
Pattern Provided by:  
*Show Management*

# 2025 All Around Shows Summer Series

MAY

## Western Horsemanship

Show Date: May 18, 2025



Be ready at A.

1. When acknowledged, back approximately 2 horse lengths.
2. Walk to A.
3. Lope on the left lead to B.
4. Jog in a half circle until even with B.
5. Lope on the right lead until even with A.
6. Break to a jog and exit pattern at a jog.

Pattern is over once you have jogged two strides past A.

Follow the instructions of your ring steward.

Walk	-----
Jog	-----
Extended Jog	-----
Lope	-----
Lead Change	
Back	
Marker	

[WH/2-83]

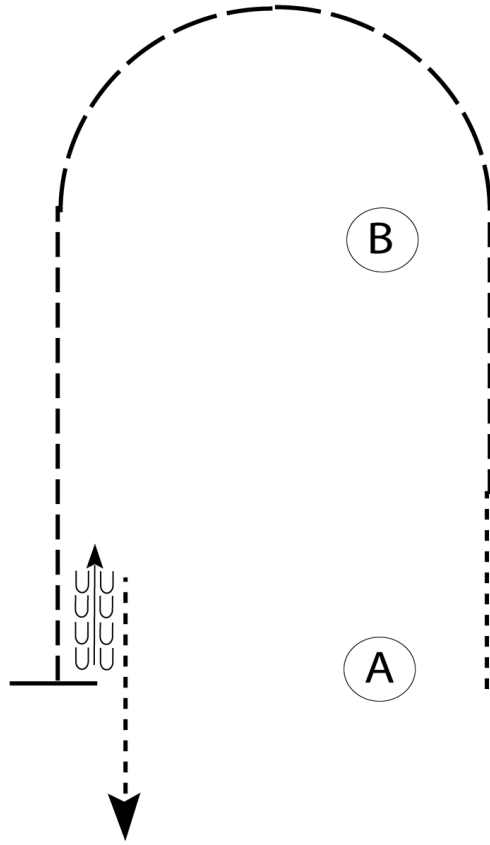
Pattern Provided by:  
*Show Management*

# 2025 All Around Shows Summer Series

MAY

## Western Horsemanship (Walk-Trot)

Show Date: May 18, 2025



Be ready at A.

1. When acknowledged, walk two horse lengths from A.
2. Jog to B.
3. Extended jog in a half circle until even with B.
4. Jog until even with A.
5. Stop even with A and back approximately one horse length.
6. Exit pattern at a walk.

Follow the instructions of your ring steward.

Walk	-----
Jog	-----
Extended Jog	-----
Lope	-----
Lead Change	
Back	
Marker	

[WH/WT-83]

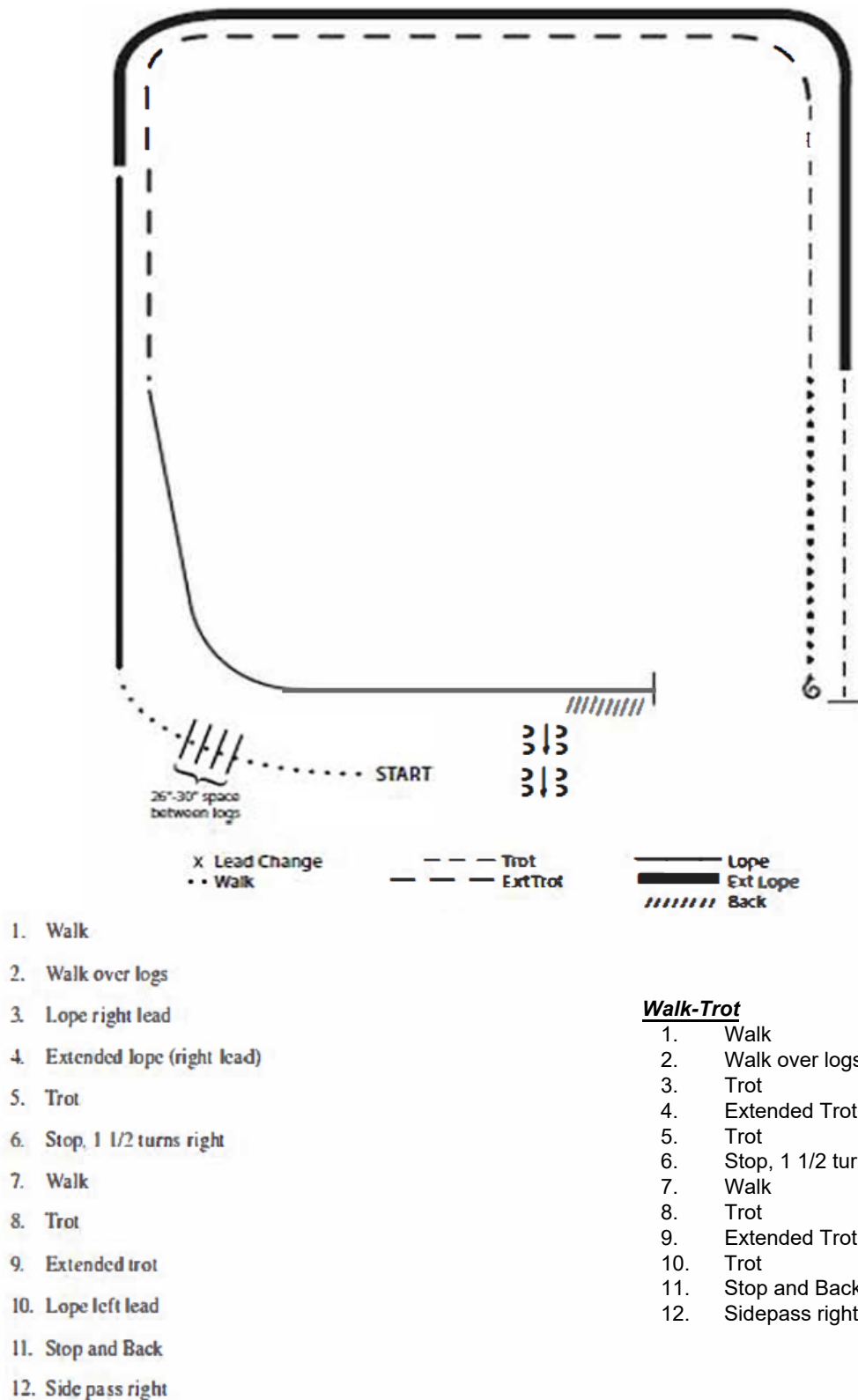
Pattern Provided by:  
*Show Management*

# 2025 All Around Shows Summer Series

MAY

## Ranch Riding (All Classes)

Show Date: May 18, 2025



Pattern Provided by:

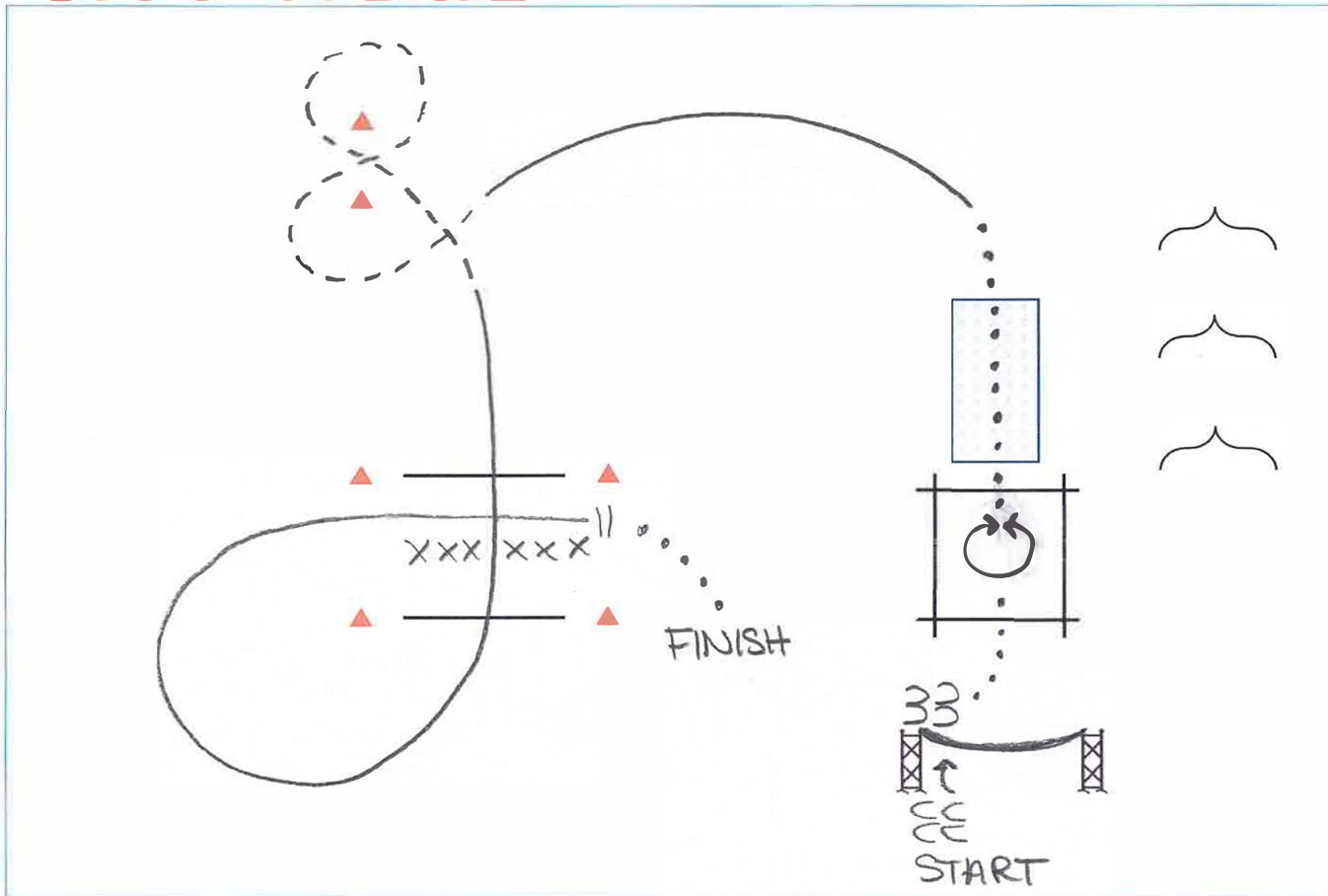
*Show Management*

# 2025 All Around Shows Summer Series

MAY

Show Date: May 18, 2025

## CITY TRAIL



1. Right hand push gate
2. Walk into box, 360 turn either direction
3. Walk over bridge
4. Left lead towards cones
5. Jog around cones in a figure 8 pattern
6. Right lead over poles, and circle back between
7. Stop. Back. Exit at the walk

### Leadline/Walk-Trot Instructions:

1. Walk around gate into box, 360 turn either direction
2. Walk over bridge
3. Jog/trot towards cones
4. Walk around cones in a figure 8 pattern
5. Jog/trot over poles, and circle back around between them\*
6. Stop. Back. Exit at the walk

Exit at a walk.