

ALL AROUND SHOWS

Summer Series

✕ May 18 ✕ June 15 ✕ July 20 ✕ August 10 ✕ September 14 ✕ October 19 ✕

*High Point & Reserve for
English, Western, and Ranch Divisions*

YOUTH & ADULT OVERALL DAILY HIGH POINT

Follows current Colorado State 4-H Rulebook (secondary AQHA)

Greeley Saddle Club Arena
899 N 11th Ave, Greeley, CO 80631
720.935.2026

AllAroundShows.com

Find All Around Shows on Facebook

Registration

7:30

Show Starts

8:30


Office Fee

\$20/horse

Class Fee

\$10/class

All Around Shows



Main Arena

Start 8:30 AM

1. English Pleasure Open
2. English Pleasure 19 & Over
3. English Pleasure 14-18
4. English Pleasure 13 & Under
5. English Pleasure Walk-Trot/Green
6. English Equitation Open
7. English Equitation 19 & Over
8. English Equitation 14-18
9. English Equitation 13 & Under
10. English Equitation Walk-Trot/Green
11. English Riding Control Open
12. English Riding Control 19 & Over
13. English Riding Control 14-18
14. English Riding Control 13 & Under
15. English Riding Control Walk-Trot/Green

<break>

Not to start before 9:30 AM

16. Showmanship Open
17. Showmanship 19 & Over
18. Showmanship 14-18
19. Showmanship 13 & Under
20. Showmanship Walk-Trot/Green

<break>

Not to start before 10:30 AM

21. Western Pleasure Open
22. Western Pleasure 19 & Over
23. Western Pleasure 14-18
24. Western Pleasure 13 & Under
25. Western Pleasure Walk-Trot/Green
26. Western Horsemanship Open
27. Western Horsemanship 19 & Over
28. Western Horsemanship 14-18
29. Western Horsemanship 13 & Under
30. Western Horsemanship Walk-Trot/Green
- FREE - Lead line Horsemanship 7 & Under

<lunch break>

31. Ranch on the Rail Open
32. Ranch on the Rail 19 & Over
33. Ranch on the Rail 14-18
34. Ranch on the Rail 13 & Under
35. Ranch on the Rail Walk-Trot/Green
36. Ranch Riding Open
37. Ranch Riding 19 & Over
38. Ranch Riding 14-18
39. Ranch Riding 13 & Under
40. Ranch Riding Walk-Trot/Green

Trail Arena
Open from 10:30-1:30
show at will

FREE-Lead line Trail (City or Ranch) 7&U

41. Trail Open
42. Trail 19 & Over
43. Trail 14-18
44. Trail 13 & Under
45. Trail Walk-Trot/Green
46. Ranch Trail Open
47. Ranch Trail 19 & Over
48. Ranch Trail 14-18
49. Ranch Trail 13 & Under
50. Ranch Trail Walk-Trot/Green





ALL AROUND SHOWS

Summer Series

✕ May 18 ✕ June 15 ✕ July 20 ✕ August 10 ✕ September 28 ✕ October 19 ✕
Additional Information & Rules

Governed by the current Colorado 4-H Rule Book (*secondary rulebook will be AQHA*).

Exception: Exhibitors may ride 2-handed with a snaffle bit for any aged horse, or 1 hand with a shank bit.

Lead line classes are for riders aged 7 & under.

19 & Over Pending entries, show management may split into two age divisions 19-49 and 50 & Over.

Walk-Trot/Green classes are for riders and/or horses who cannot yet canter/lope. Novice/Green/entry level classes for the exhibitor or horse. Horses of any age can be shown 2-handed in a snaffle, or 1--handed on a shank bit

Trail classes are to be shown in Western tack/attire. The trail course will be open from 10:30AM—1:30PM and exhibitors are invited to show at will (show when you have time, between your other classes).

Multiple horses & class entries – Exhibitors may show multiple horses in English Riding Control, Ranch Riding, Trail, and Ranch Trail. Each rider/horse combo must have their own assigned number.

Class awards 1st through 6th place ribbons for each class.

Daily High Point Divisions (*calculated on a one horse/one rider basis—must show in at least 3 of 4 classes in the division*)
Ties are broken by Showmanship placings first, Horsemanship placings second.

Age Divisions: Open, 19 & Over, 14-18, 13 & Under, Walk-Trot/Green

English High Point classes: Showmanship, English Pleasure, English Equitation, English Riding Control

Western High Point classes: Showmanship, Western Pleasure, Western Horsemanship, Trail

Ranch High Point classes: Showmanship, Ranch on the Rail, Ranch Riding, Ranch Trail

Overall Daily High Point Buckles (*calculated on a one horse/one rider basis*)

Youth Overall: 13 & Under and 14-18 classes, whomever earns the highest amount of points for the day

Adult Overall: 19 & Over classes, whomever earns the highest amount of points for the day

NO REFUNDS! An open signed check, cash, or credit card form must be on file before numbers will be distributed. Credit Cards will be processed at the end of the day with a 5% service charge added to the final show tab.

Waiver

I am aware of and understand that there are inherent risks associated with equine activities. I do hereby consent and agree that All Around Shows, Greeley Saddle Club, City of Greeley, and/or any cooperative person or group is not liable for an injury to or death of a participant due to the inherent risks associated with these activities and shall not be held responsible for loss, damage and/or liability sustained or suffered while on the show grounds, volunteering or during participation in this horse show. As owner/agent/exhibitor I agree to abide by all rules of the association(s) and to pay all costs and fees associated with this entry including but not limited to class entry fees, stall, feed, bedding, association and membership fees. In the event this entry is unsigned, then first entry of this horse into the arena shall be deemed agreement and acceptance of these rules.





ALL AROUND SHOWS

Summer Series

Patterns:

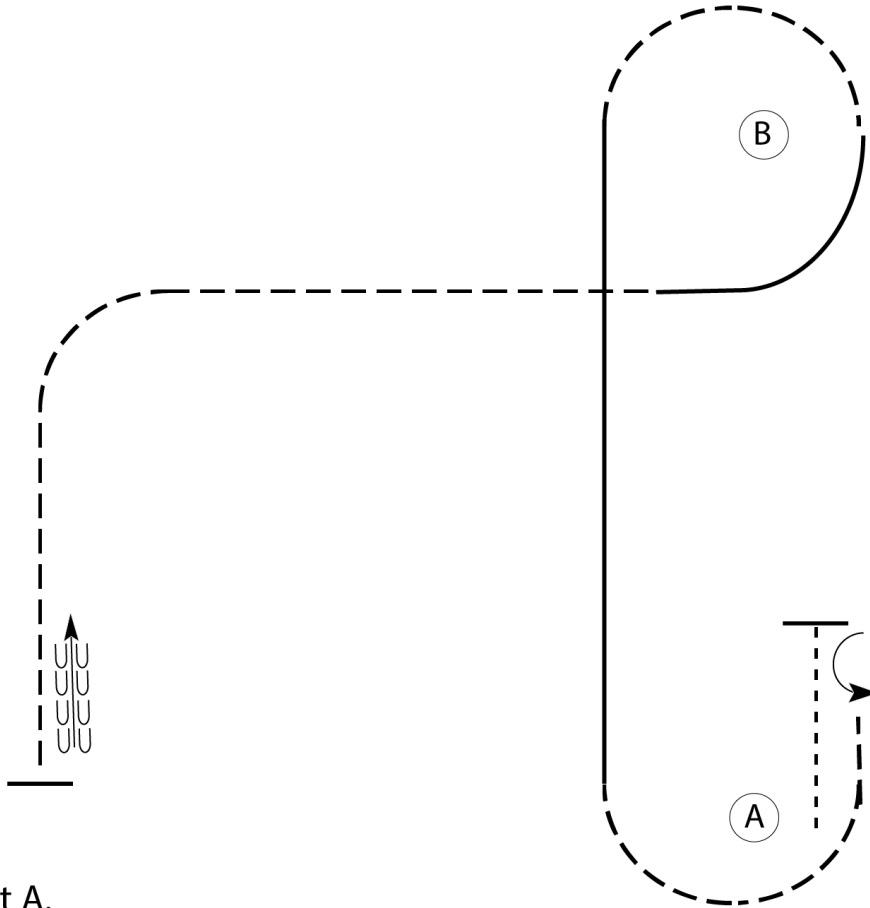
May 18, 2025

2025 All Around Shows Summer Series

MAY

English Equitation

Show Date: May 18, 2025



Be ready at A.

1. Walk 2 horse lengths.
2. Perform a 180 degree turn on the forehand left.
3. Sitting trot to and around A.
4. Canter on the right lead until even with B.
5. Posting trot on the left diagonal around B.
6. Canter left lead around corner.
7. Posting trot on the right diagonal around 1 corner and until even with A.
8. Stop and back 5 steps. Pattern is complete.

Walk	-----
Trot	- - - - -
Extended Trot	— — — — —
Canter	—————
Leg Yield	
Lead Change	↗ ↘
Back	← ← ← ← ←
Marker	Ⓚ
Sidepass	← — — — — →
Hand Gallop	—————

[HSE/2-118]

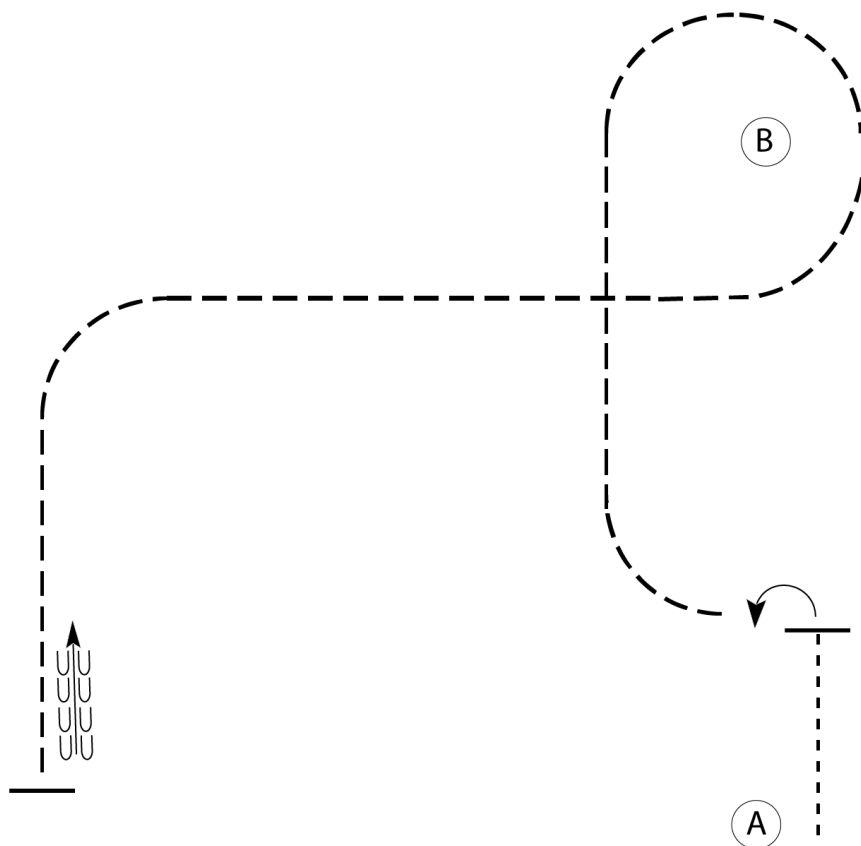
Pattern Provided by:
Show Management

2025 All Around Shows Summer Series

MAY

English Equitation (Walk-Trot)

Show Date: May 18, 2025



Be ready at A.

1. Walk 2 horse lengths.
2. Stop and perform a 90 degree turn on the forehand left.
3. Sitting trot 1 corner until even with B.
4. At B, posting trot on the left diagonal around B and half the line.
5. Change diagonals.
6. Posting trot on the right diagonal around 1 corner and until even with A.
7. Stop and back 5 steps. Pattern is complete.

Walk	-----
Trot	- - - - -
Extended Trot	— — — — —
Canter	—————
Leg Yield	
Lead Change	↖ ↗
Back	← ← ← ← ←
Marker	Ⓚ
Sidepass	← — — — — →
Hand Gallop	—————

[HSE/WT-118]

Pattern Provided by:
Show Management

www.HorseShowPatterns.com

Show Date: May 18, 2025



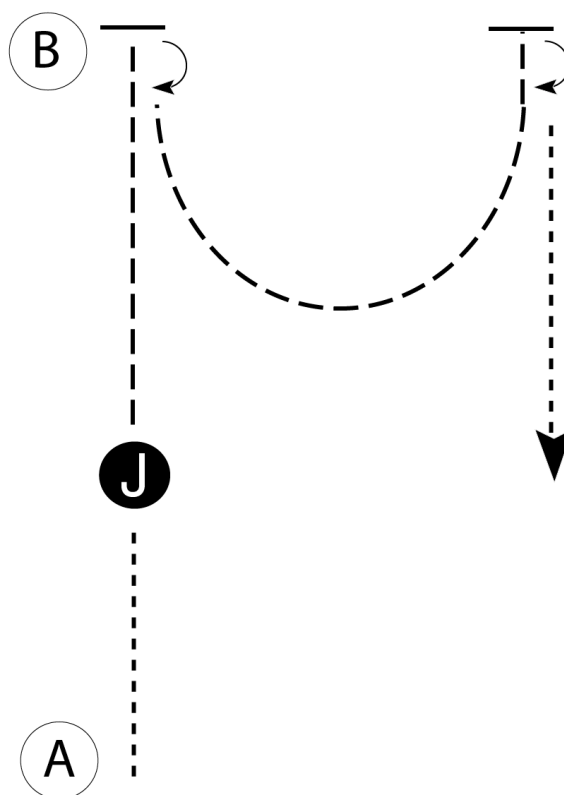
©2023 HorseShowPatterns.com. All Rights Reserved.

2025 All Around Shows Summer Series

MAY

Showmanship

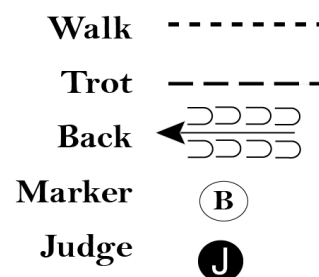
Show Date: May 18, 2025



Be ready at A.

1. When acknowledged, walk to judge. Stop and set up for inspection.
2. Judge will end inspection on horse's left side. When dismissed, trot to B.
3. Stop and perform a 180 degree turn.
4. Trot in a half circle until even with B.
5. Stop and perform a 180 degree turn.
6. Walk straight away to exit.

Follow the instructions of your ring steward.



[S/1-89]

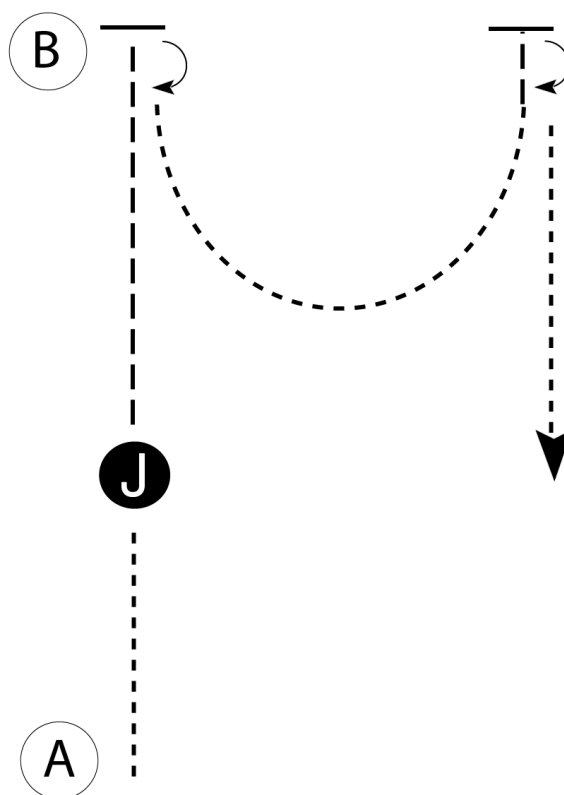
Pattern Provided by:
Show Management

2025 All Around Shows Summer Series

MAY

Showmanship (Walk-Trot)

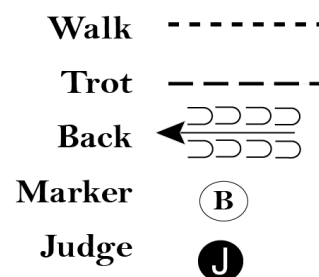
Show Date: May 18, 2025



Be ready at A.

1. When acknowledged, walk to judge. Stop and set up for inspection.
2. Judge will end inspection on horse's left side. When dismissed, trot to B.
3. Stop and perform a 180 degree turn.
4. Walk in a half circle until even with B.
5. Stop and perform a 180 degree turn.
6. Walk straight away to exit.

Follow the instructions of your ring steward.



[S/WT-89]

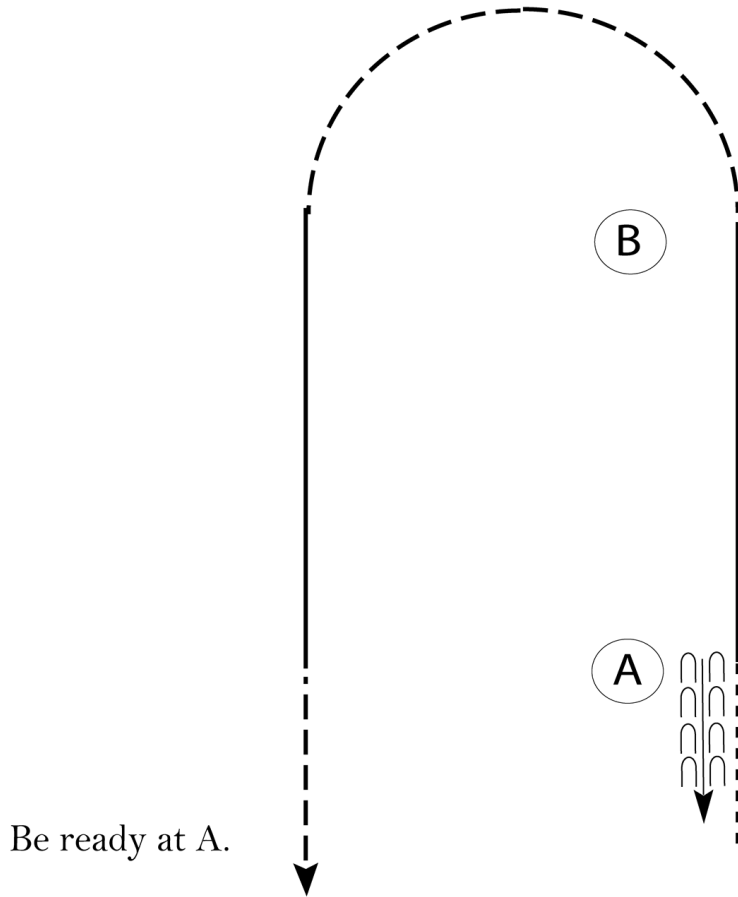
Pattern Provided by:
Show Management

2025 All Around Shows Summer Series

MAY

Western Horsemanship

Show Date: May 18, 2025



Be ready at A.

1. When acknowledged, back approximately 2 horse lengths.
2. Walk to A.
3. Lope on the left lead to B.
4. Jog in a half circle until even with B.
5. Lope on the right lead until even with A.
6. Break to a jog and exit pattern at a jog.

Pattern is over once you have jogged two strides past A.

Follow the instructions of your ring steward.

Walk	-----
Jog	-----
Extended Jog	-----
Lope	-----
Lead Change	
Back	
Marker	(B)

[WH/2-83]

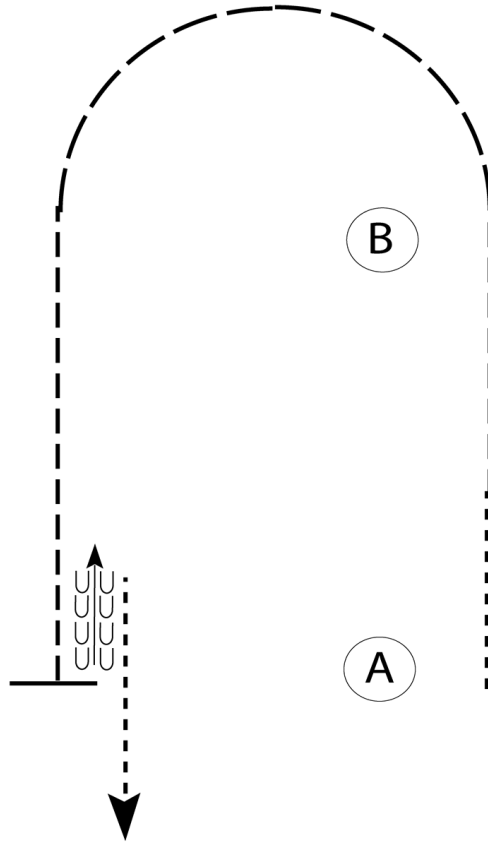
Pattern Provided by:
Show Management

2025 All Around Shows Summer Series

MAY

Western Horsemanship (Walk-Trot)

Show Date: May 18, 2025



Be ready at A.

1. When acknowledged, walk two horse lengths from A.
2. Jog to B.
3. Extended jog in a half circle until even with B.
4. Jog until even with A.
5. Stop even with A and back approximately one horse length.
6. Exit pattern at a walk.

Follow the instructions of your ring steward.

Walk	-----
Jog	-----
Extended Jog	-----
Lope	-----
Lead Change	
Back	
Marker	

[WH/WT-83]

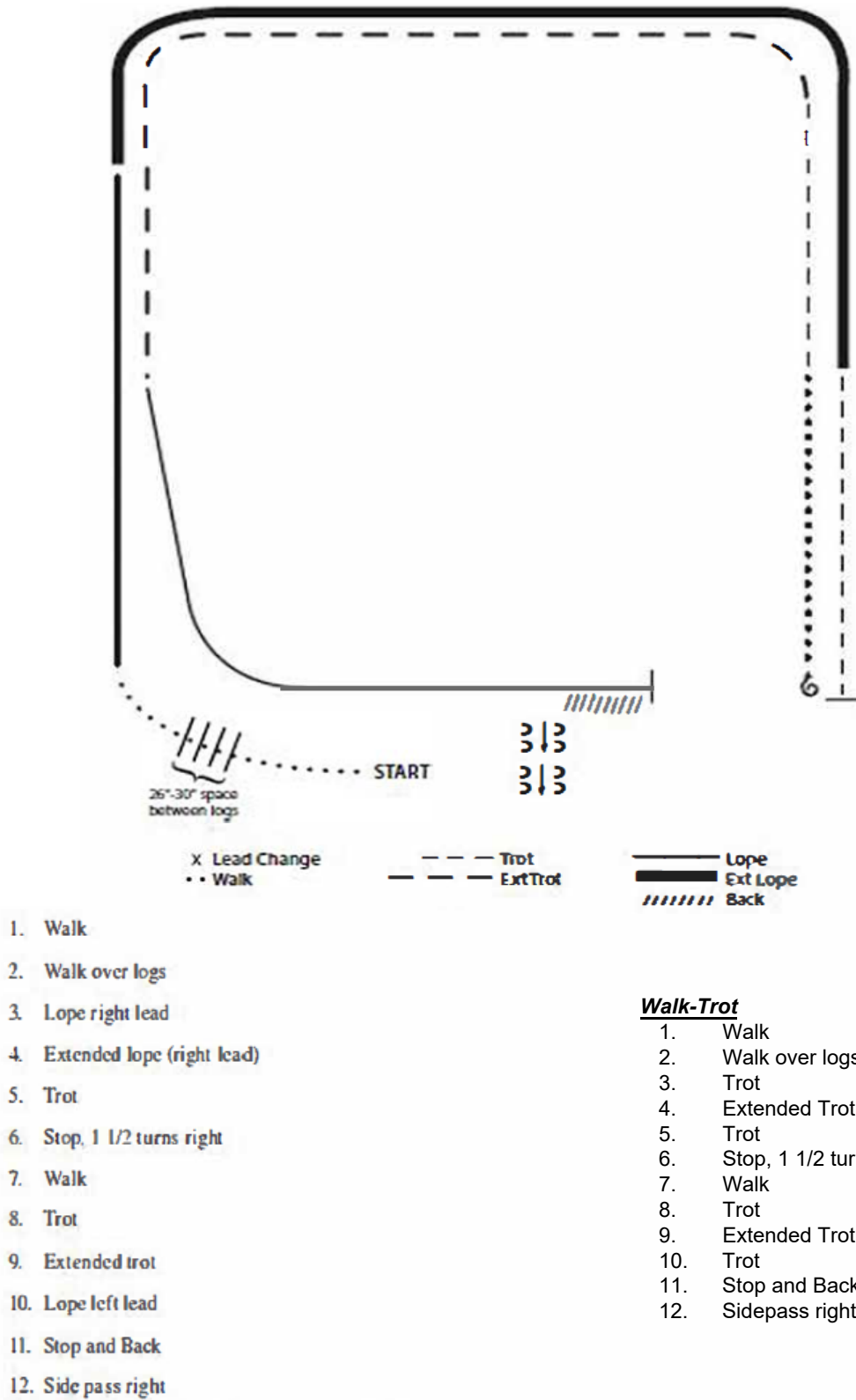
Pattern Provided by:
Show Management

2025 All Around Shows Summer Series

MAY

Ranch Riding (All Classes)

Show Date: May 18, 2025



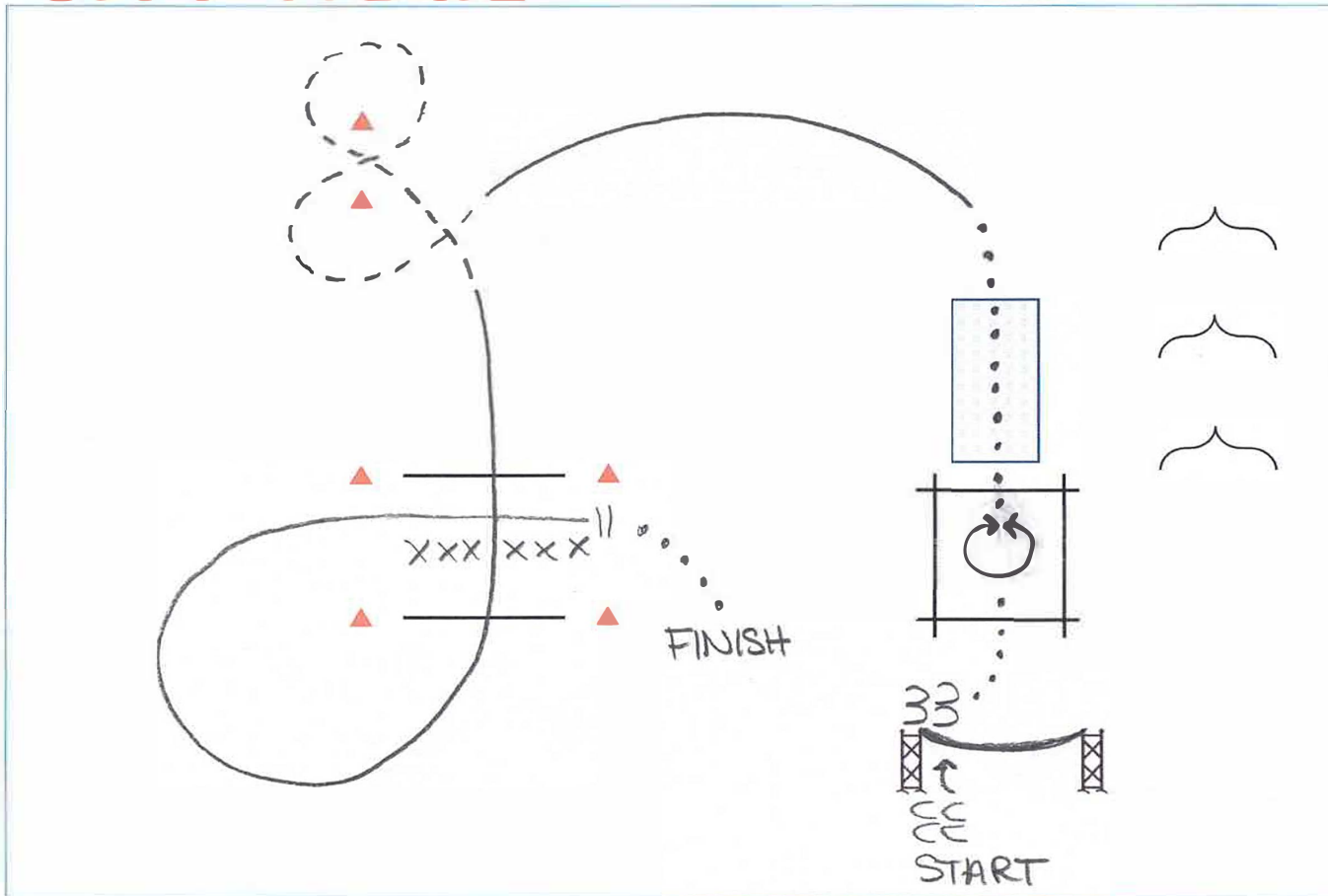
Pattern Provided by:
Show Management

2025 All Around Shows Summer Series

MAY

Show Date: May 18, 2025

CITY TRAIL



1. Right hand push gate
2. Walk into box, 360 turn either direction
3. Walk over bridge
4. Left lead towards cones
5. Jog around cones in a figure 8 pattern
6. Right lead over poles, and circle back between
7. Stop. Back. Exit at the walk

Leadline/Walk-Trot Instructions:

1. Walk around gate into box, 360 turn either direction
2. Walk over bridge
3. Jog/trot towards cones
4. Walk around cones in a figure 8 pattern
5. Jog/trot over poles, and circle back around between them*
6. Stop. Back. Exit at the walk

Exit at a walk.



ALL AROUND SHOWS

Summer Series

Patterns:

June 15, 2025

www.HorseShowPatterns.com

Show Date: June 15, 2025



[HSE/2-58]

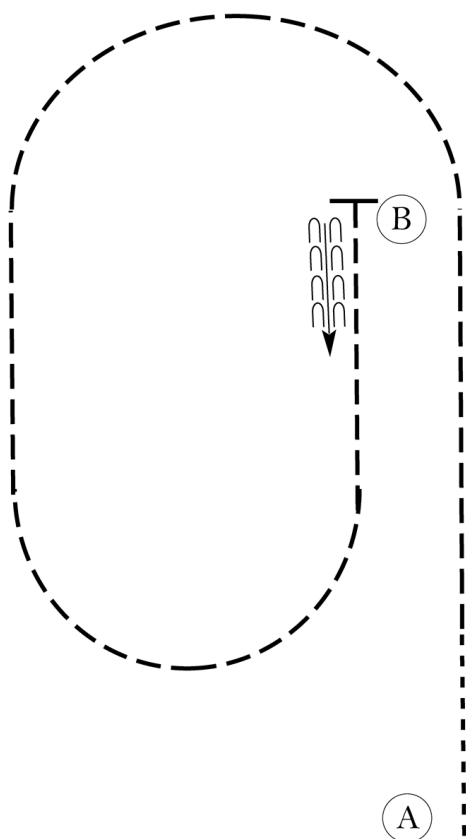
©2025 HorseShowPatterns.com. All Rights Reserved.

2025 All Around Shows Summer Series

JUNE

English Equitation (Walk-Trot)

Show Date: June 15, 2025



Be ready at A.

1. Walk two horse lengths from A.
2. Posting trot on the left diagonal to B.
3. Change diagonals and posting trot on the right diagonal in a half circle and then in a straight line until halfway between B and A.
4. Sitting trot a half circle and then a straight line to B.
5. Stop and back approximately one horse length.

Follow the instructions of your ring steward.

Walk	-----
Trot	- - - - -
Extended Trot	— — — — —
Canter	—————
Leg Yield	
Lead Change	↖ ↗
Back	← ← ← ← ←
Marker	Ⓚ
Sidepass	← — — — — →
Hand Gallop	—— — — —

[HSE/WT-58]

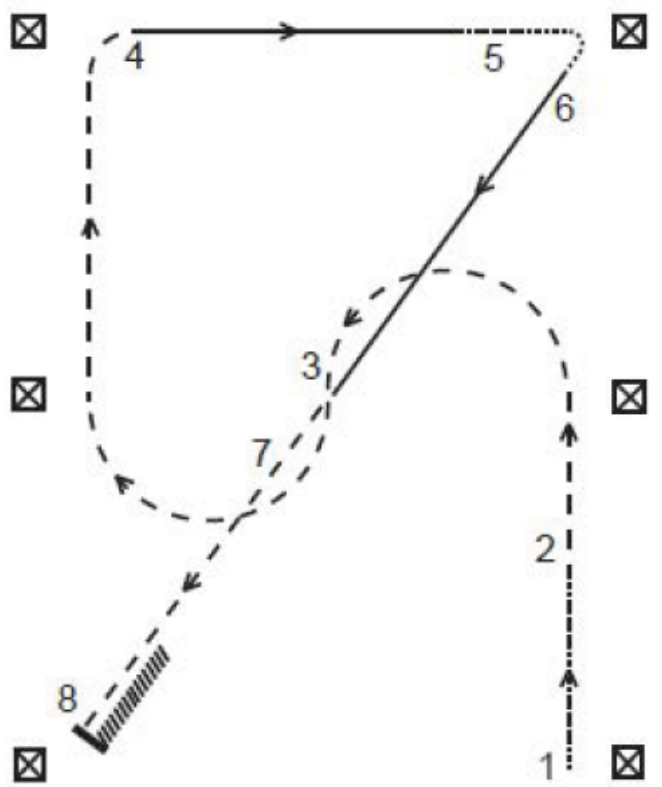
Pattern Provided by:
Show Management

2025 All Around Shows Summer Series

JUNE

English Riding Control (All Classes)

Show Date: June 15, 2025



Walk: Canter: _____
Back: ////////////// Trot: - - - - -

1. Normal walk.
2. Rising trot halfway between cones.
3. Serpentine showing change of diagonal.
4. Canter right lead $\frac{3}{4}$ of the way across. *Walk-Trot: Extended Trot $\frac{3}{4}$ of the way across
5. Before corner, walk.
6. Canter left lead to the center. **Walk-Trot: Sitting trot in place of canter.
7. Sitting trot.
8. Halt, back.

Leave arena on a loose rein at the free walk.

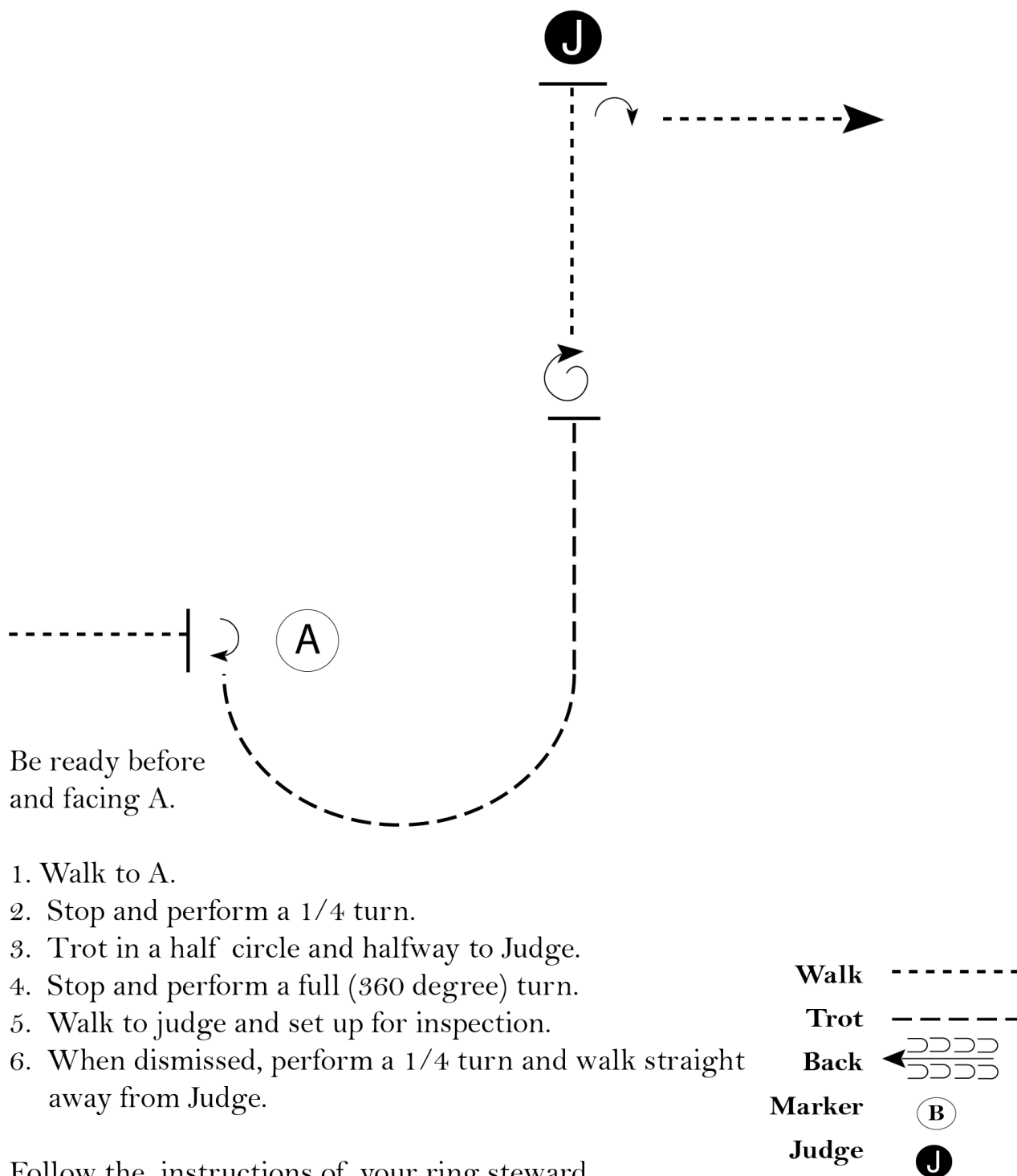
Pattern Provided by:
Show Management

2025 All Around Shows Summer Series

JUNE

Showmanship

Show Date: June 15, 2025



[S/1-82]

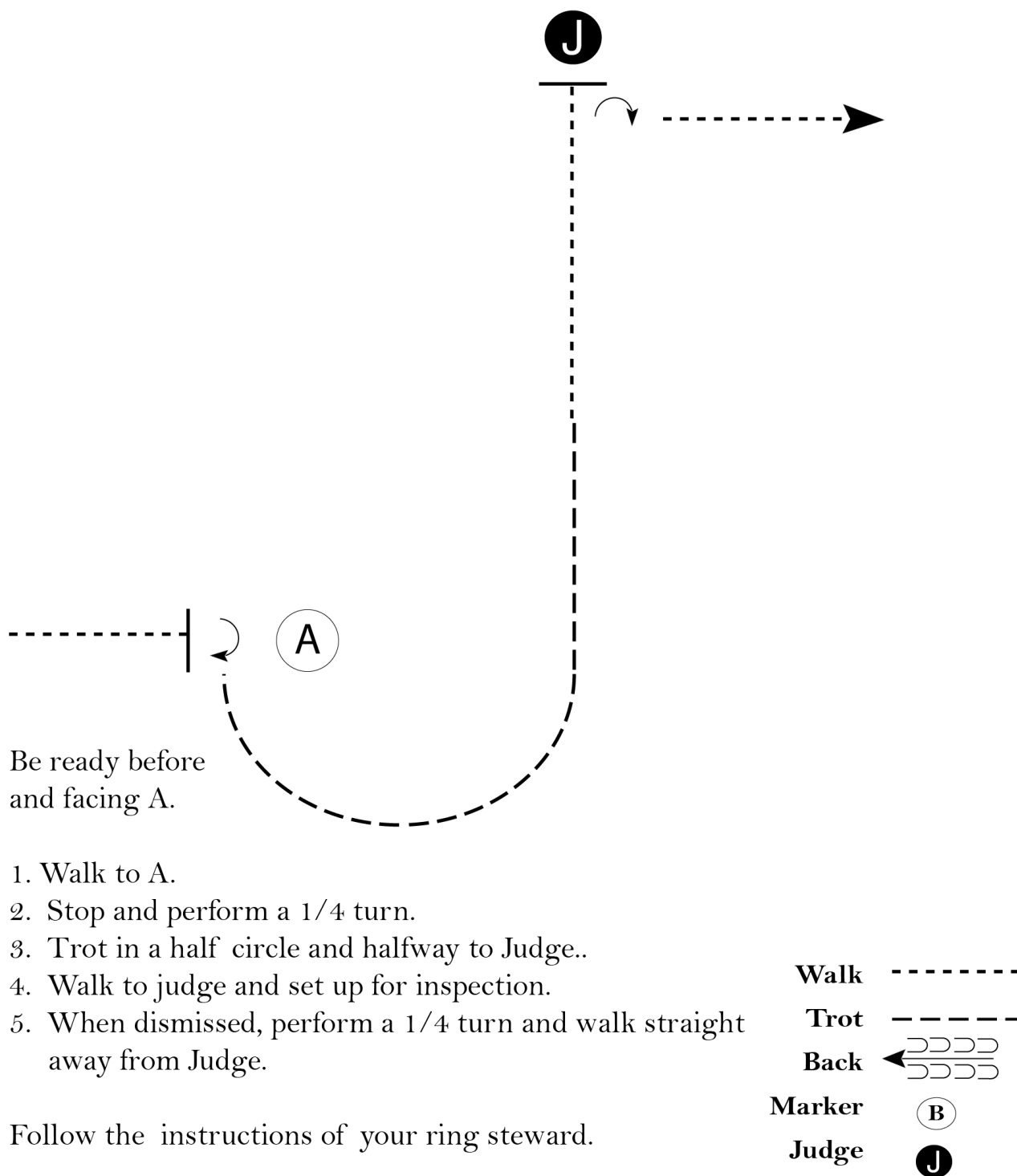
Pattern Provided by:
Show Management

2025 All Around Shows Summer Series

JUNE

Showmanship (Walk-Trot)

Show Date: June 15, 2025



[S/WT-82]

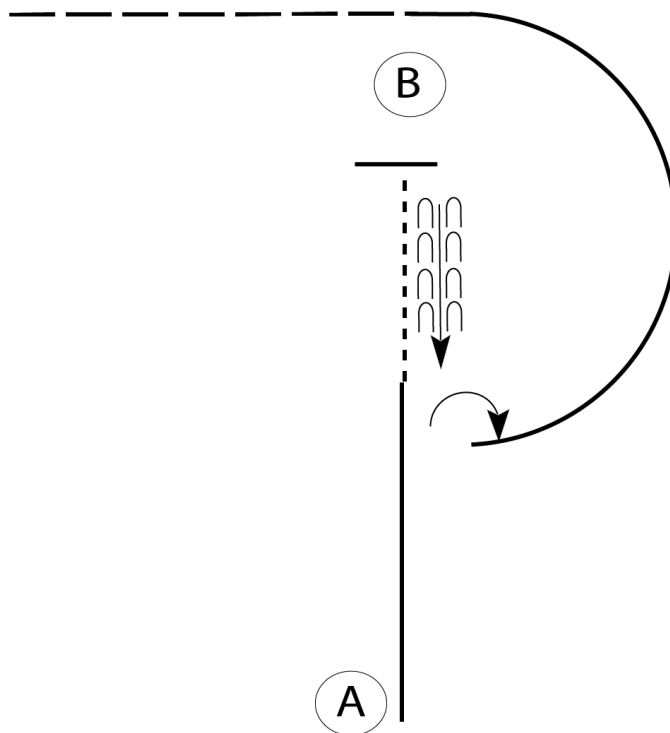
Pattern Provided by:
Show Management

2025 All Around Shows Summer Series

JUNE

Western Horsemanship

Show Date: June 15, 2025



Be ready at A.

1. Lope right lead 3/4 the way to B.
2. Walk with FORWARD motion to B (crawling will be a minus maneuver) . Stop.
3. Back approximately 5 steps
4. Perform a 90 degree turn right.
5. Lope left lead in a half circle to the top of B.
6. Extended jog at least 6 strides. Pattern is complete.

Walk	-----
Jog	-----
Extended Jog	-----
Lope	-----
Lead Change	
Back	
Marker	(B)

[WH/2-119]

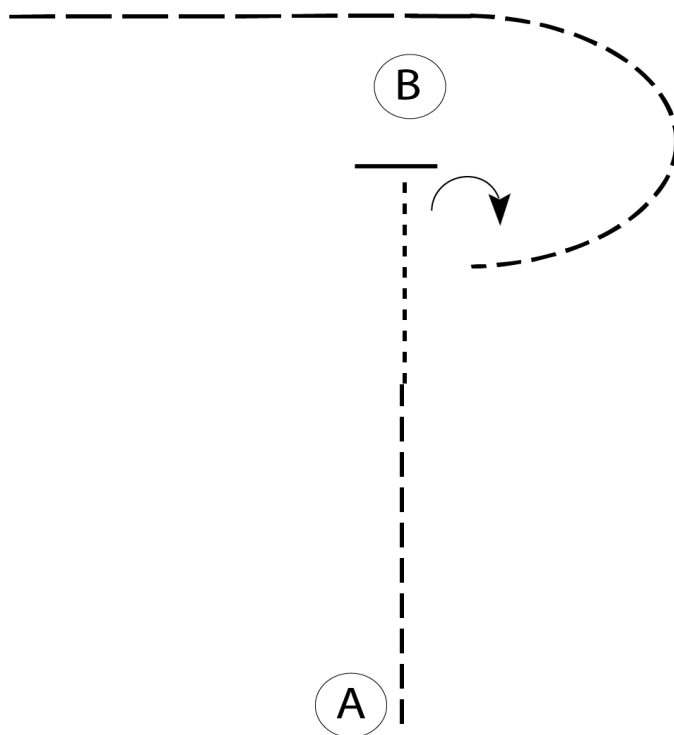
Pattern Provided by:
Show Management

2025 All Around Shows Summer Series

JUNE

Western Horsemanship (Walk-Trot)

Show Date: June 15, 2025



Be ready at A.

1. Jog 3/4 the way to B.
2. Walk with FORWARD motion to B (crawling will be a minus maneuver) . Stop.
3. Perform a 90 degree turn right.
4. Jog in a half circle to the top of B.
5. Extended jog at least 6 strides. Pattern is complete.

Walk	-----
Jog	- - - - -
Extended Jog	- - - - -
Lope	
Lead Change	
Back	
Marker	(B)

[WH/WT-119]

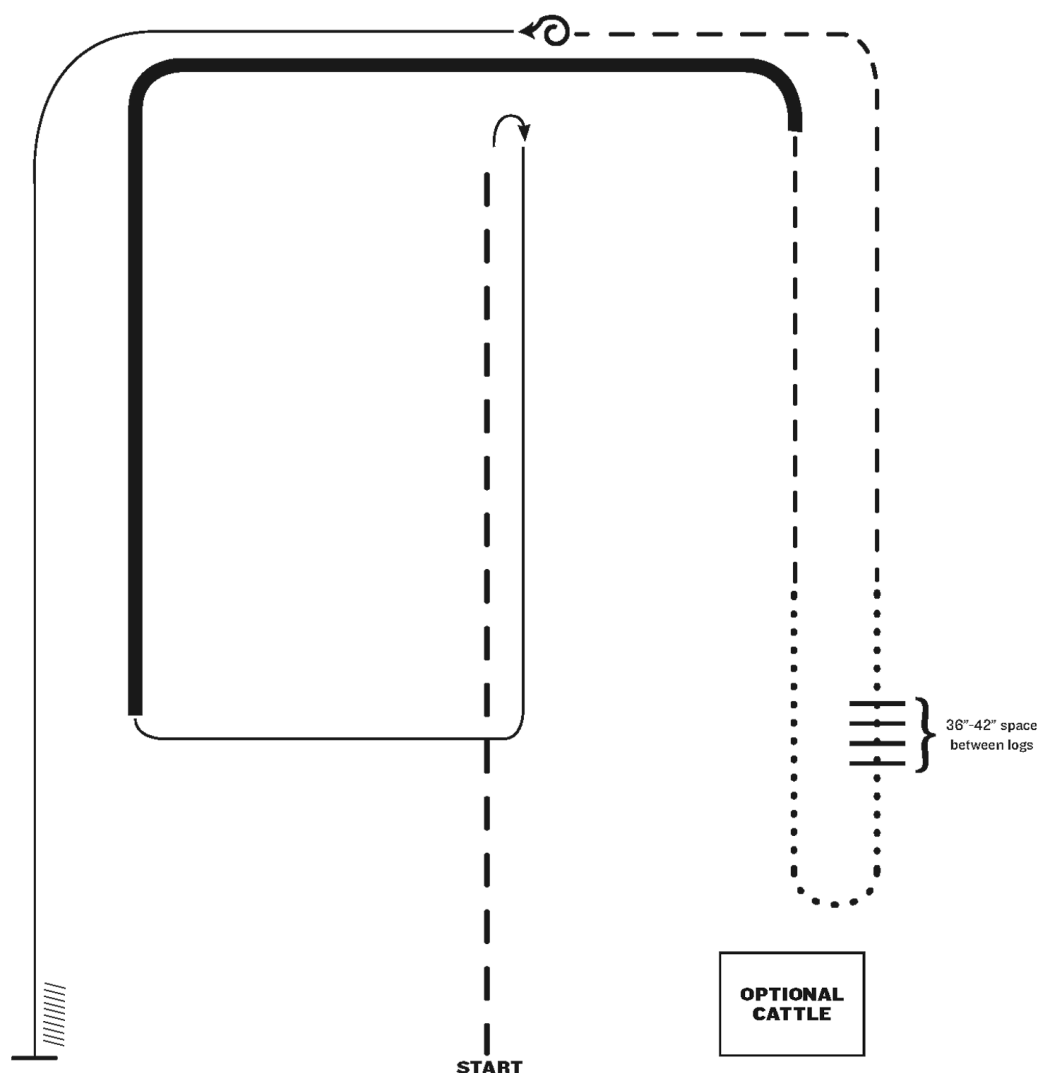
Pattern Provided by:
Show Management

2025 All Around Shows Summer Series

JUNE

Ranch Riding (All Classes)

Show Date: June 15, 2025



1. Extended trot
2. Stop, rollback right
3. Lope right lead
4. Extended lope (right lead)
5. Trot
6. Walk
7. Walk over logs
8. Walk
9. Trot
10. Stop, 360 left
11. Lope left lead
12. Stop and back

Walk-Trot

- Trot instead of lope
- Extended Trot instead of Extended Lope

Note: The drawn description of this pattern is only intended for the general depiction of the pattern. Exhibitors should utilize the arena space to best exhibit their horses.

[RR/AQHA-15]

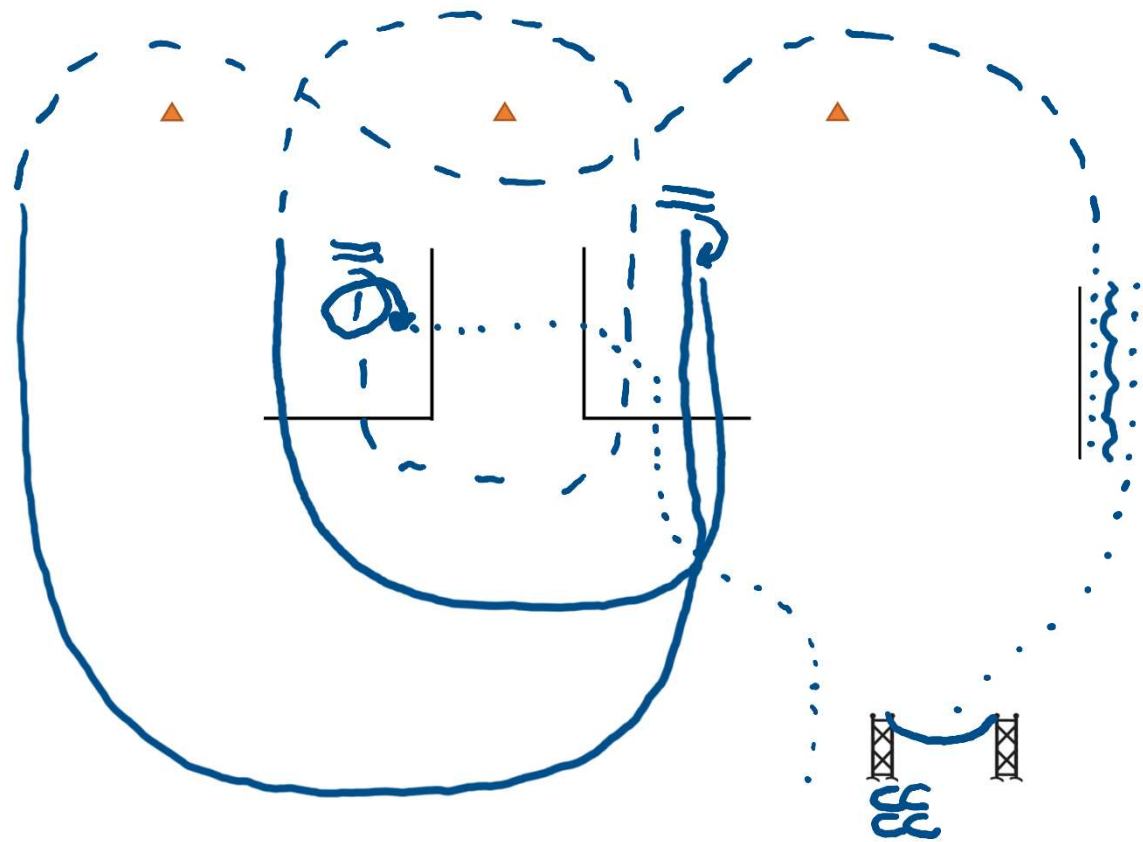
Pattern Provided by:
Show Management

2025 All Around Shows Summer Series

JUNE

Show Date: June 15, 2025

CITY TRAIL



1. Work gate (right hand push)
2. Walk into chute, back chute, walk through again
3. Jog through cones
4. Left lead over log
5. Stop. 180° turn right
6. Right lead over logs
7. Jog over logs around to "box"
8. Turn 1 ¼ turn to the right
9. Walk over logs to exit

Walk-Trot Exhibitors

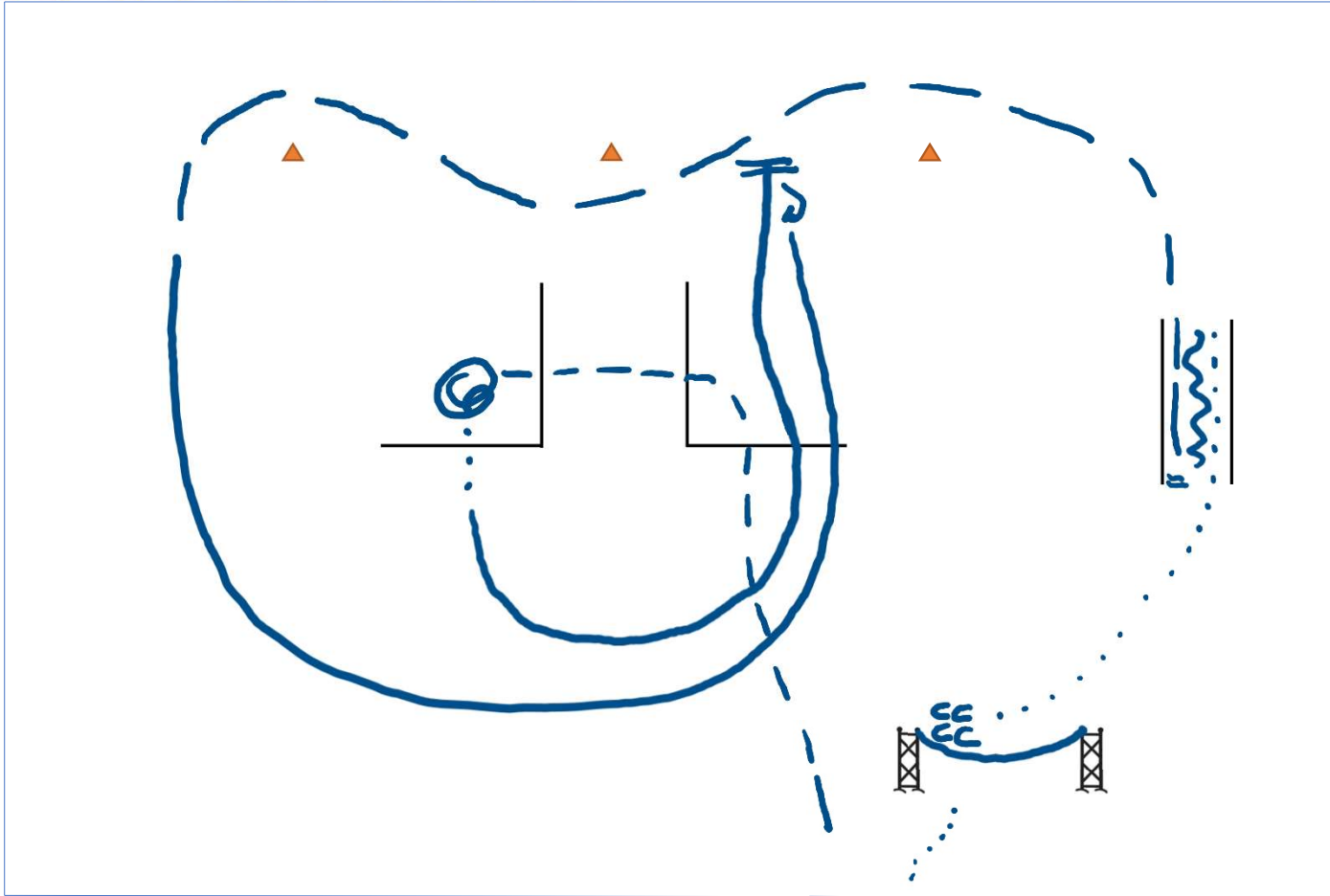
1. Walk around gate
2. Walk into chute, back chute, walk through again
3. Jog through cones
4. Jog over log
5. Stop. 180° turn right
6. Jog over logs
7. Jog over logs around to "box"
8. Turn 1 ¼ turn to the right
9. Walk over logs to exit

2025 All Around Shows Summer Series

JUNE

Show Date: June 15, 2025

RANCH TRAIL



1. Jog over logs
2. Stop. 1 ¼ turn right, walk over log
3. Left lead over log
4. Stop. 180° turn right
5. Right lead over log
6. Extended trot through cones into chute.
7. Stop. Back chute. Walk to gate.
8. Left hand push gate to exit.

Walk-Trot Exhibitors

1. Jog over logs
2. Stop. 1 ¼ turn right, walk over log
3. Jog over log
4. Stop. 180° turn right
5. Jog over log
6. Extended trot through cones into chute.
7. Stop. Back chute. Walk to gate.
8. Left hand push gate to exit.



ALL AROUND SHOWS

Summer Series

Patterns:

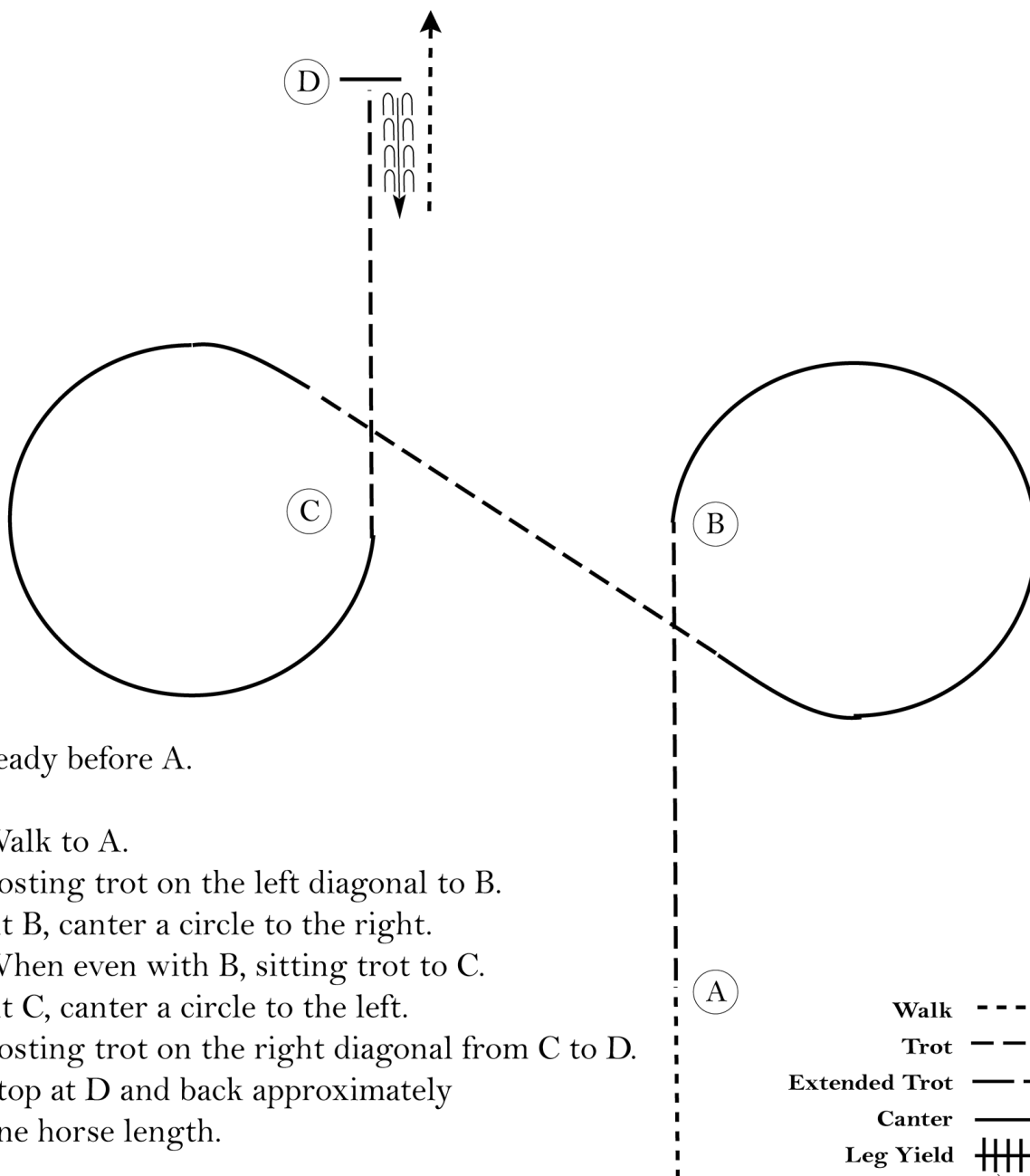
July 20, 2025

2025 All Around Shows Summer Series

JULY

English Equitation

Show Date: July 20, 2025



Be ready before A.

1. Walk to A.
2. Posting trot on the left diagonal to B.
3. At B, canter a circle to the right.
4. When even with B, sitting trot to C.
5. At C, canter a circle to the left.
6. Posting trot on the right diagonal from C to D.
7. Stop at D and back approximately one horse length.

Exit at a walk.

Follow the instructions of your ring steward.

Walk	-----
Trot	- - - - -
Extended Trot	— — — — —
Canter	— — — — —
Leg Yield	
Lead Change	— — — — —
Back	← ← ← ← ←
Marker	(B)
Sidepass	← — — — — →
Hand Gallop	— — — — —

[HSE/1-41]

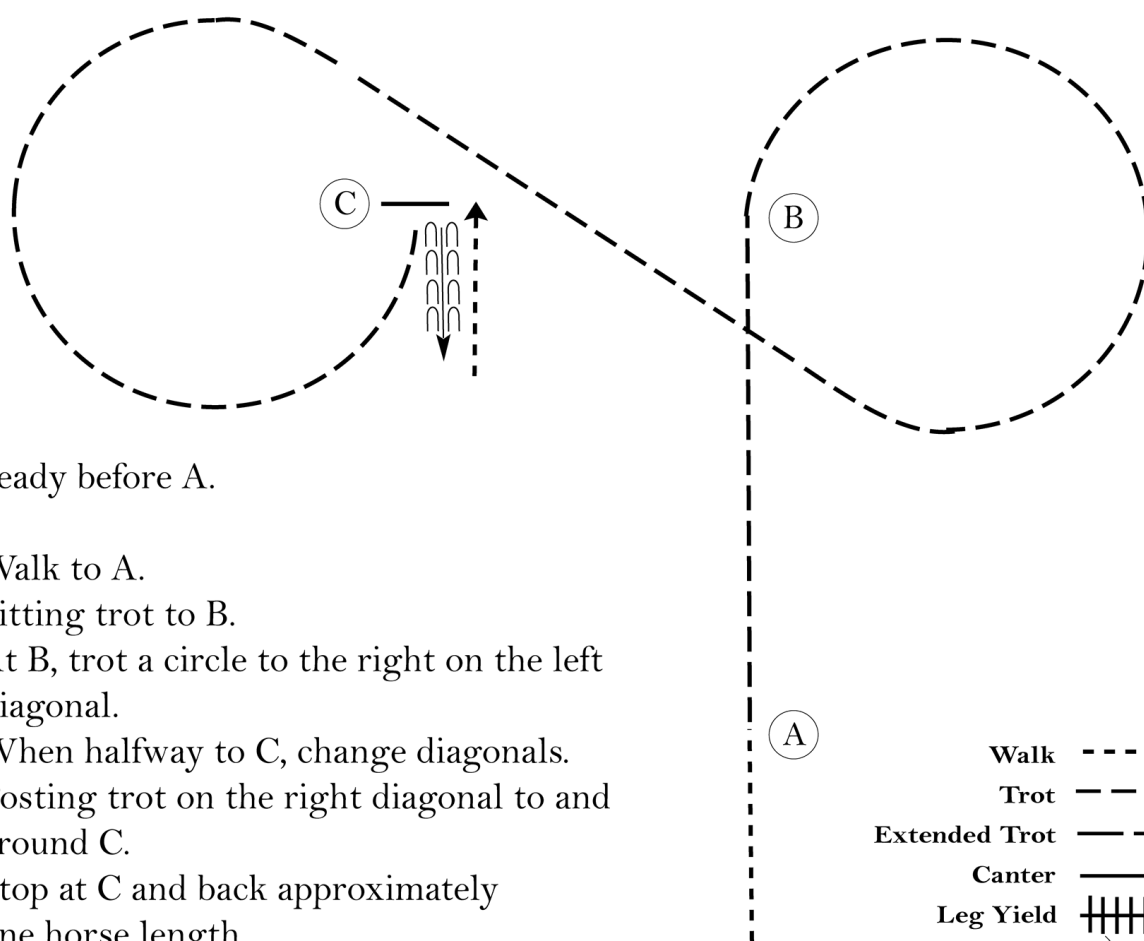
Pattern Provided by:
Show Management

2025 All Around Shows Summer Series

JULY

English Equitation (Walk-Trot)

Show Date: July 20, 2025



Be ready before A.

1. Walk to A.
2. Sitting trot to B.
3. At B, trot a circle to the right on the left diagonal.
4. When halfway to C, change diagonals.
5. Posting trot on the right diagonal to and around C.
6. Stop at C and back approximately one horse length.

Exit at a walk.

Follow the instructions of your ring steward.

Walk	-----
Trot	- - - - -
Extended Trot	- - - - -
Canter	—————
Leg Yield	
Lead Change	—/—
Back	←←←←←
Marker	(B)
Sidepass	↖ — ↗
Hand Gallop	- - - - -

[HSE/WT-41]

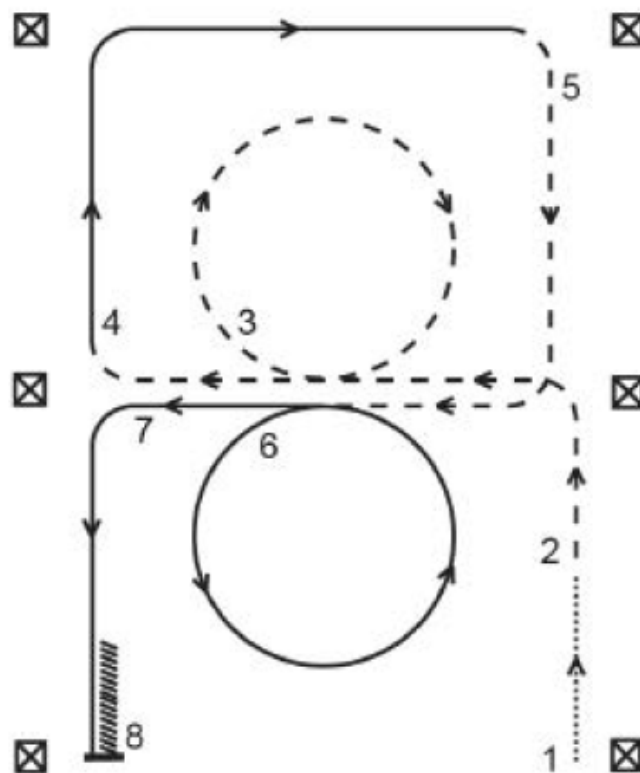
Pattern Provided by:
Show Management

2025 All Around Shows Summer Series

JULY

English Riding Control (All Classes)

Show Date: July 20, 2025



Walk:

Canter: _____

Back: //

Trot: - - - - -

1. Normal walk.
2. Rising trot halfway between cones.
3. Change diagonals then circle right, rising trot.
4. Canter right lead. Walk-Trot: Extended Trot
5. Sitting trot.
6. Canter left lead, circle left. Walk-Trot: Eliminate circle
7. Continue canter left lead. Walk-Trot: Continue sitting trot
8. Halt and back one horse length.

Leave arena on a loose rein at the free walk.

Pattern Provided by:

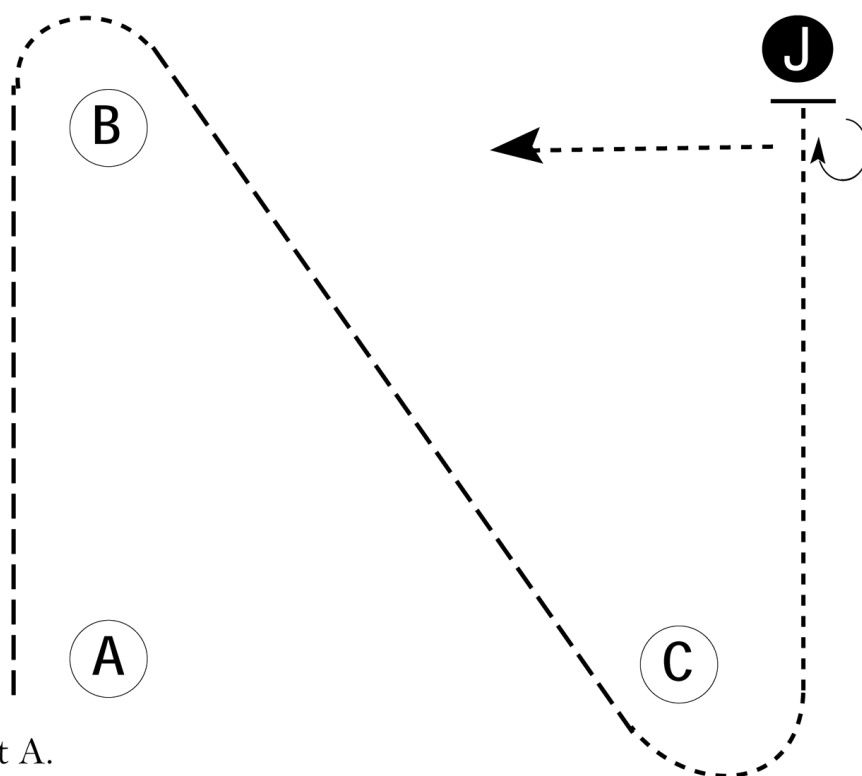
Show Management

2025 All Around Shows Summer Series

JULY

Showmanship

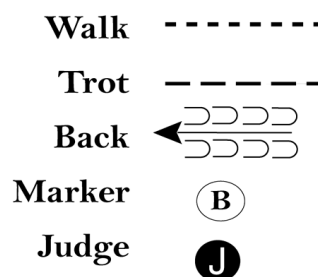
Show Date: July 20, 2025



Be ready at A.

1. Trot to B.
2. Walk around B.
3. Trot from B to C.
4. Walk around C and straight to judge.
5. Stop and set up for inspection.
6. When dismissed, perform a 270 degree turn.

Walk straight away and follow the instructions of your ring steward.



[S/1-63]

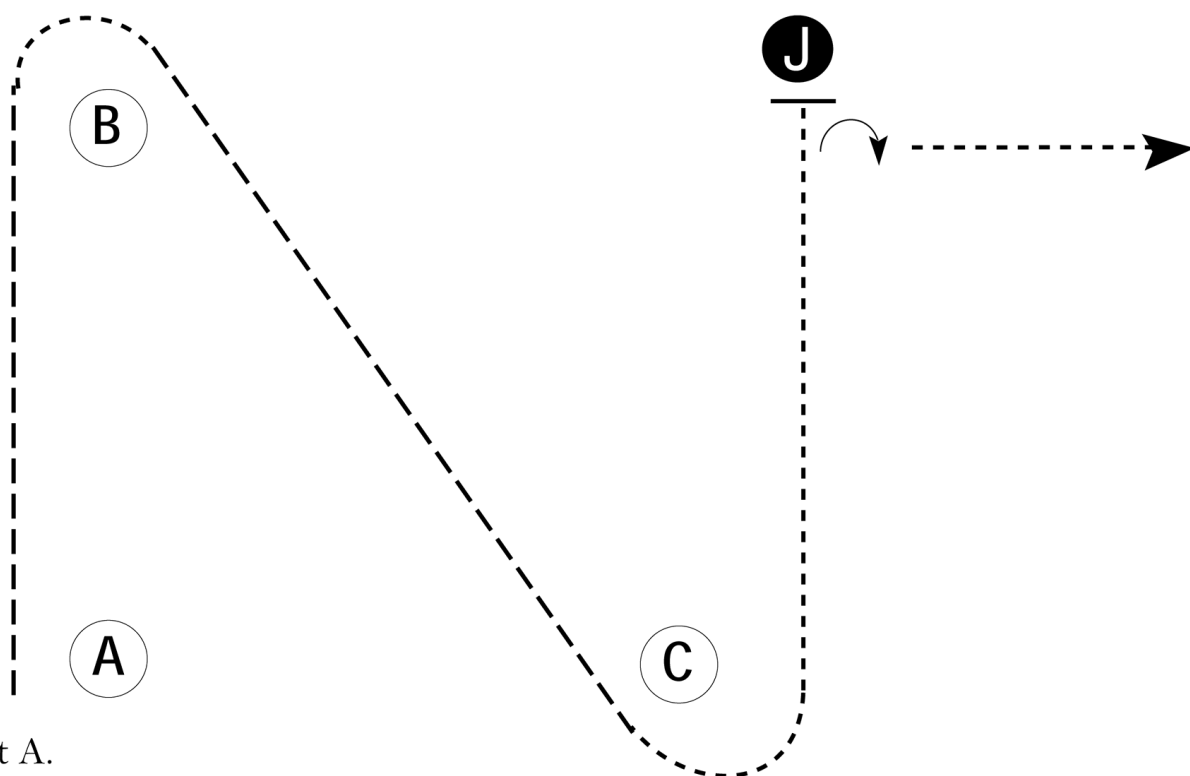
Pattern Provided by:
Show Management

2025 All Around Shows Summer Series

JULY

Showmanship (Walk-Trot)

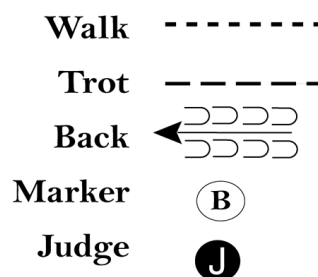
Show Date: July 20, 2025



Be ready at A.

1. Trot to B.
2. Walk around B.
3. Trot from B to C.
4. Walk around C and straight to judge.
5. Stop and set up for inspection.
6. When dismissed, perform a 90 degree turn.

Walk straight away and follow the instructions of your ring steward.



[S/WT-63]

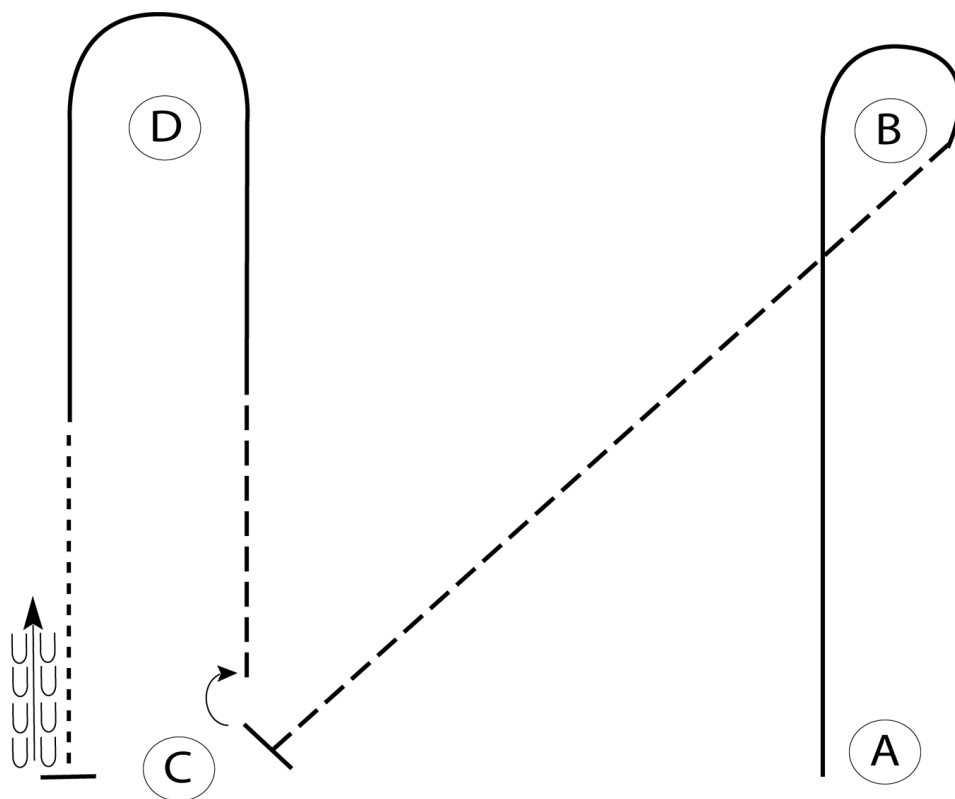
Pattern Provided by:
Show Management

2025 All Around Shows Summer Series

JULY

Western Horsemanship

Show Date: July 20, 2025



Be ready at A.

1. Lope on the right lead from A to and around B.
2. Jog from B to C.
3. Stop and perform a 90 degree turn to the right.
4. Jog halfway to D.
5. Lope on the left lead to and around D.
6. Halfway to C, break to a walk.
7. Stop at C and back approximately one horse length.

Follow the instructions of your ring steward.

Walk	-----
Jog	-----
Extended Jog	-----
Lope	-----
Leg Yield	
Lead Change	↗↘
Back	←←←←←
Marker	Ⓚ
Sidepass	↔↔↔

[WH/1-71]

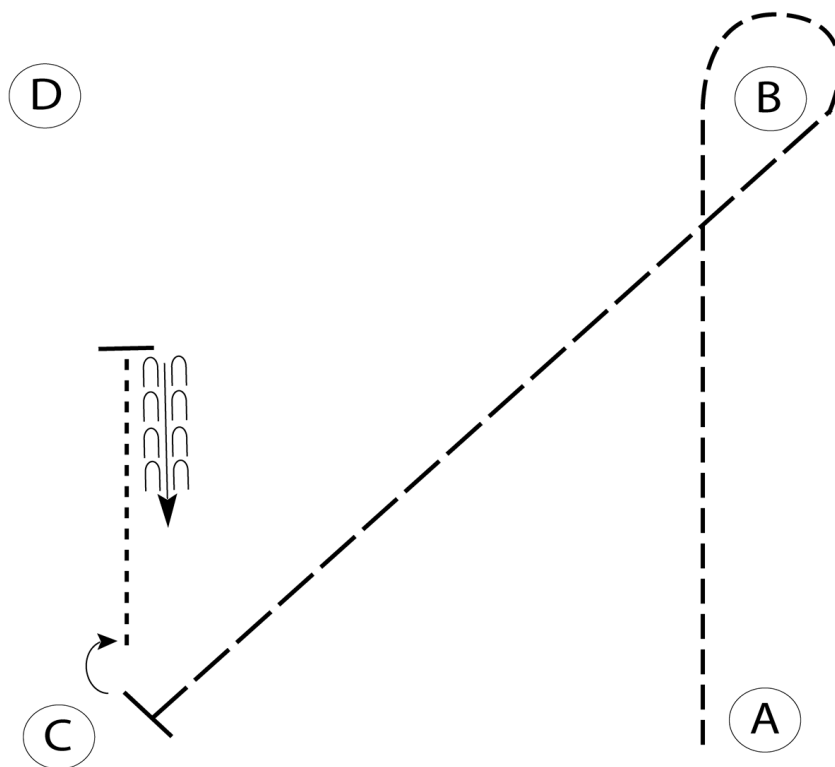
Pattern Provided by:
Show Management

2025 All Around Shows Summer Series

JULY

Western Horsemanship (Walk-Trot)

Show Date: July 20, 2025



Be ready at A.

1. Jog from A to and around B.
2. Extend the jog from B to C.
3. Stop and perform a 90 degree turn to the right.
4. Walk halfway to D.
5. Stop halfway to D and back approximately one horse length.

Follow the instructions of your ring steward.

Walk	-----
Jog	- - - - -
Extended Jog	- - - - -
Lope	=====
Leg Yield	
Lead Change	↗ ↘
Back	← ← ← ← ←
Marker	(B)
Sidepass	← ← ← ← ←

[WH/WT-71]

Pattern Provided by:
Show Management

2025 All Around Shows Summer Series

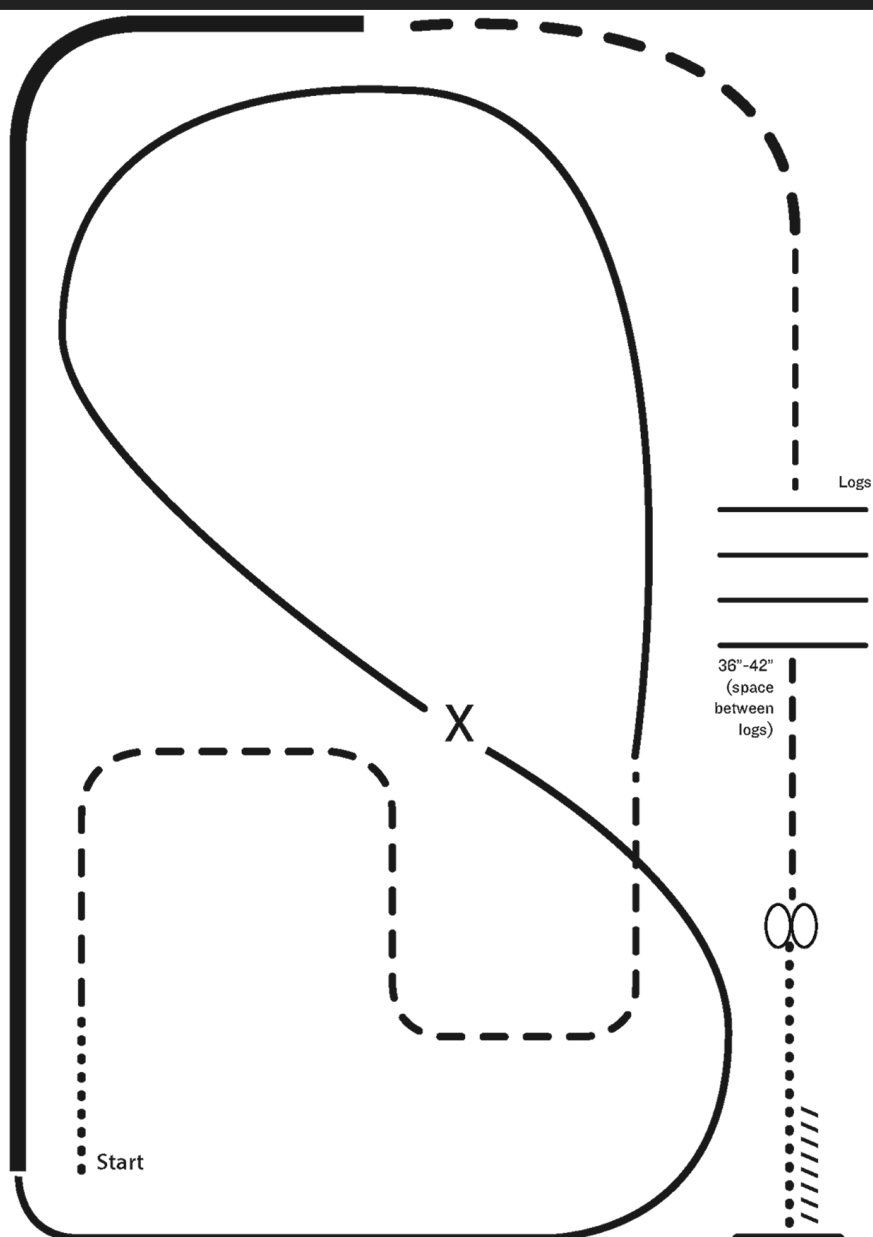
JULY

Ranch Riding (All Classes)

Show Date: July 20, 2025

www.HorseShowPatterns.com

www.HorseShowPatterns.com



- X Lead Change
- Walk
- - - Trot
- - - Ext trot
- - - Lope
- - - Ext Lope
- ////// Back

1. Walk
2. Trot serpentine
3. Lope left lead around the end of the arena and then diagonally across the arena
4. Change leads (simple or flying) and
5. Lope on the right lead around end of the arena
6. Extend lope on the straight away and around corner to the center of the arena
7. Extend trot around corner of the arena
8. Collect to a trot
9. Trot over logs
10. Stop, do 360 degree turn each direction (either direction 1st) (L-R or R-L)
11. Walk, stop and back

Walk-Trot

- Trot instead of lope
- Extended Trot instead of Extended Lope

[RR/AQHA-3]

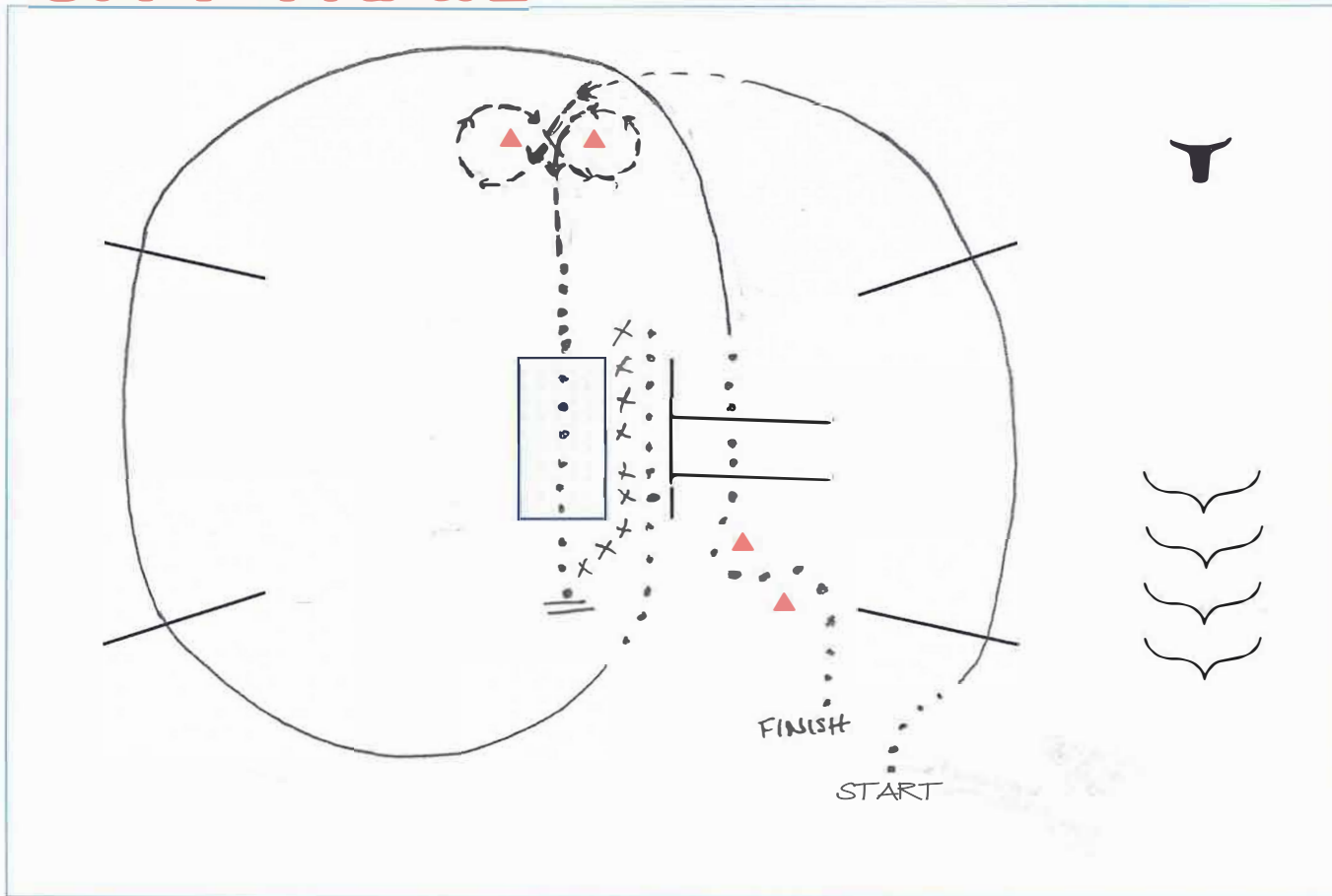
Pattern Provided by:
Show Management

2025 All Around Shows Summer Series

JULY

Show Date: July 20, 2025

CITY TRAIL



1. Left lead over logs
2. Jog around cones
3. Walk, walk over bridge.
4. Stop. Back chute.
5. Walk out of chute, right lead over logs.
6. Walk over logs and weave through cones to exit.

Leadline/Walk-Trot Instructions:

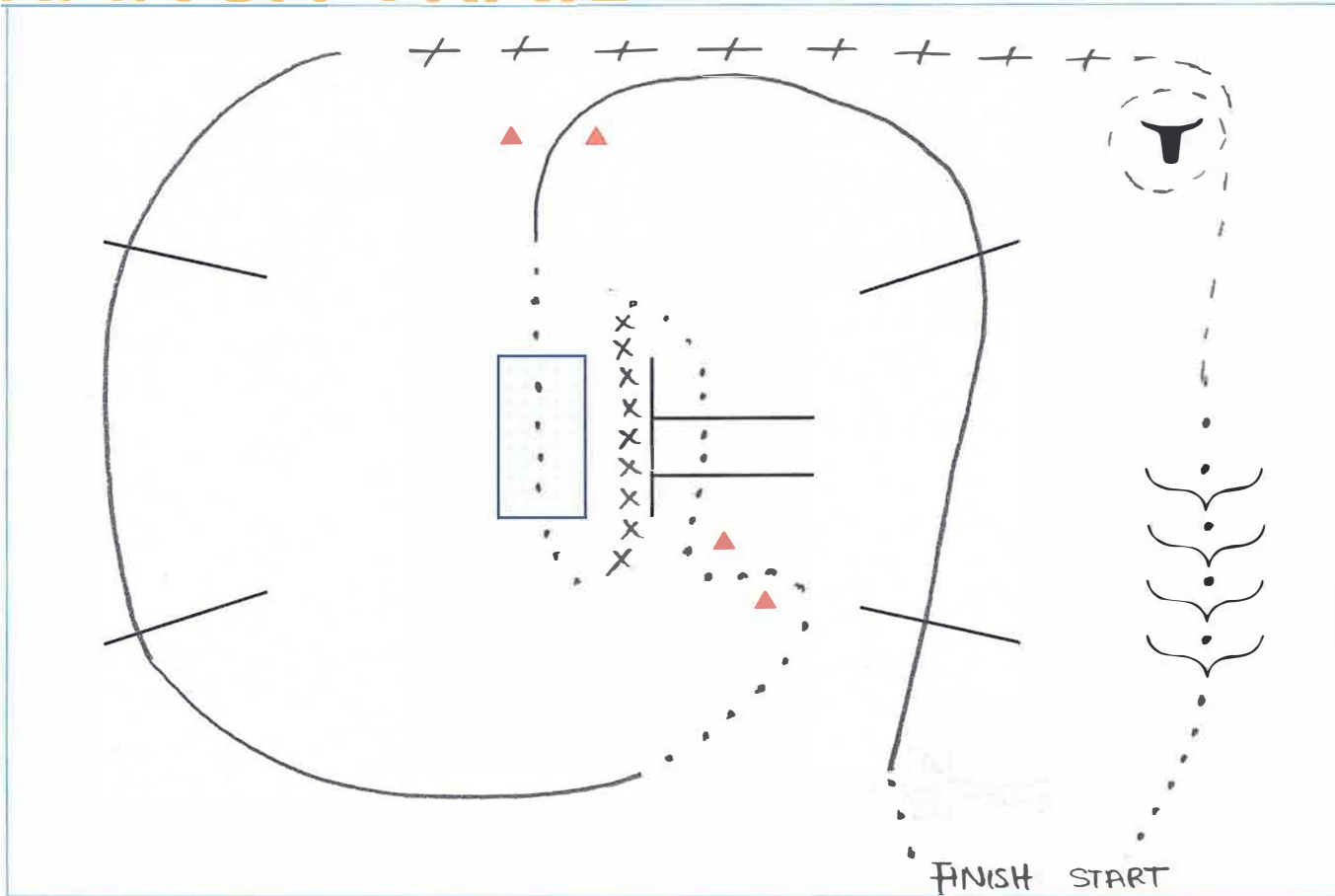
1. Jog over logs
2. Walk around cones
3. Walk, walk over bridge
4. Stop, back chute
5. Walk out of chute, jog over logs
6. Walk over logs and weave through cones to exit.

2025 All Around Shows Summer Series

JULY

Show Date: July 20, 2025

RANCH TRAIL



1. Walk over natural logs
2. Trot around roping steer, extended trot
3. Left lead over logs
4. Walk, weave through cones and over logs
5. Back chute
6. Walk over bridge
7. Right lead over logs
8. Walk to exit.

Walk-Trot Instructions:

1. Walk over natural logs
2. Walk around steer head, trot
3. Trot over logs
4. Walk, weave through cones and over logs
5. Back chute
6. Walk over bridge
7. Trot over logs
8. Walk to exit.



ALL AROUND SHOWS

Summer Series

Patterns:

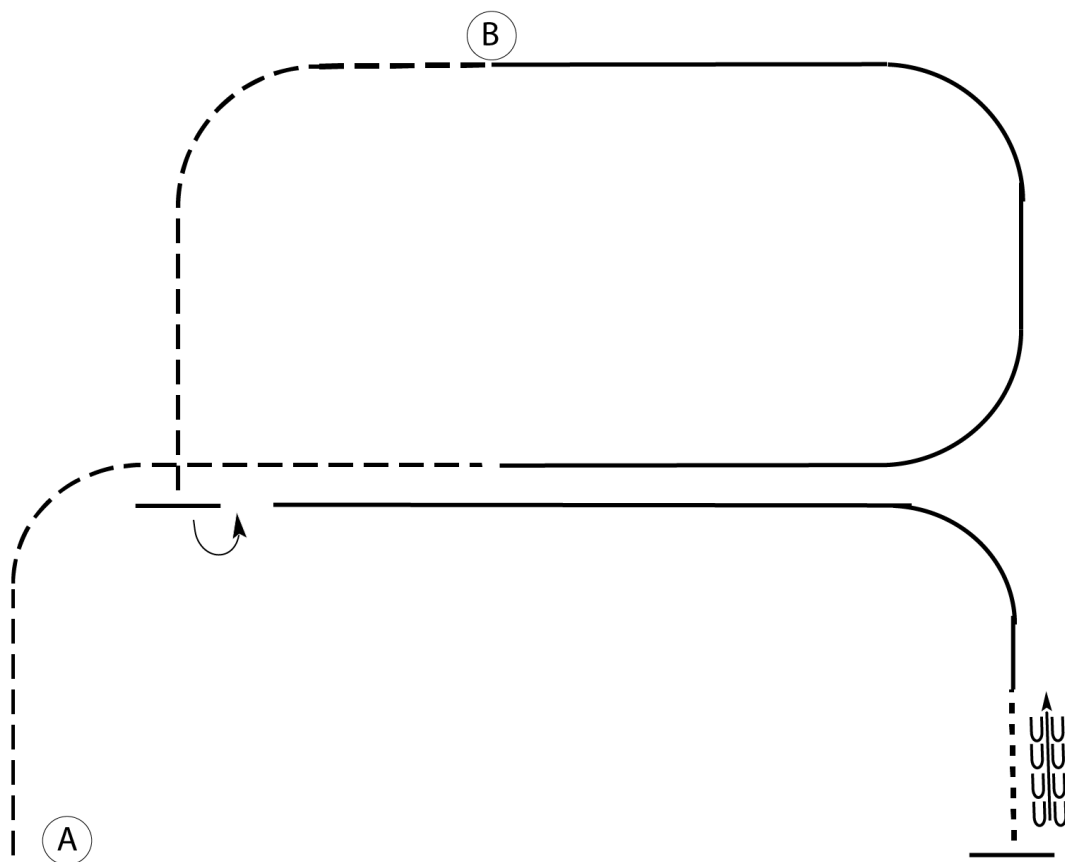
August 10, 2025

2025 All Around Shows Summer Series

AUGUST

English Equitation

Show Date: August 10, 2025



Be ready at A.

1. Sitting trot for approximately 3 strides.
2. Trot on the left diagonal to center of pattern.
3. Canter on the left lead to B.
4. Trot on the right diagonal until halfway to A.
5. Stop and perform a 90 degree turn on the forehand to the left to change direction.
6. Canter on the right lead around corner.
7. Forward walk until even with A.
8. Stop and back.

Pattern is complete.

Walk	-----
Trot	- - - - -
Extended Trot	— — — — —
Canter	—————
Leg Yield	
Lead Change	↗ ↘
Back	← ← ← ← ←
Marker	(B)
Sidepass	← — — — — →
Hand Gallop	—————

[HSE/2-115]

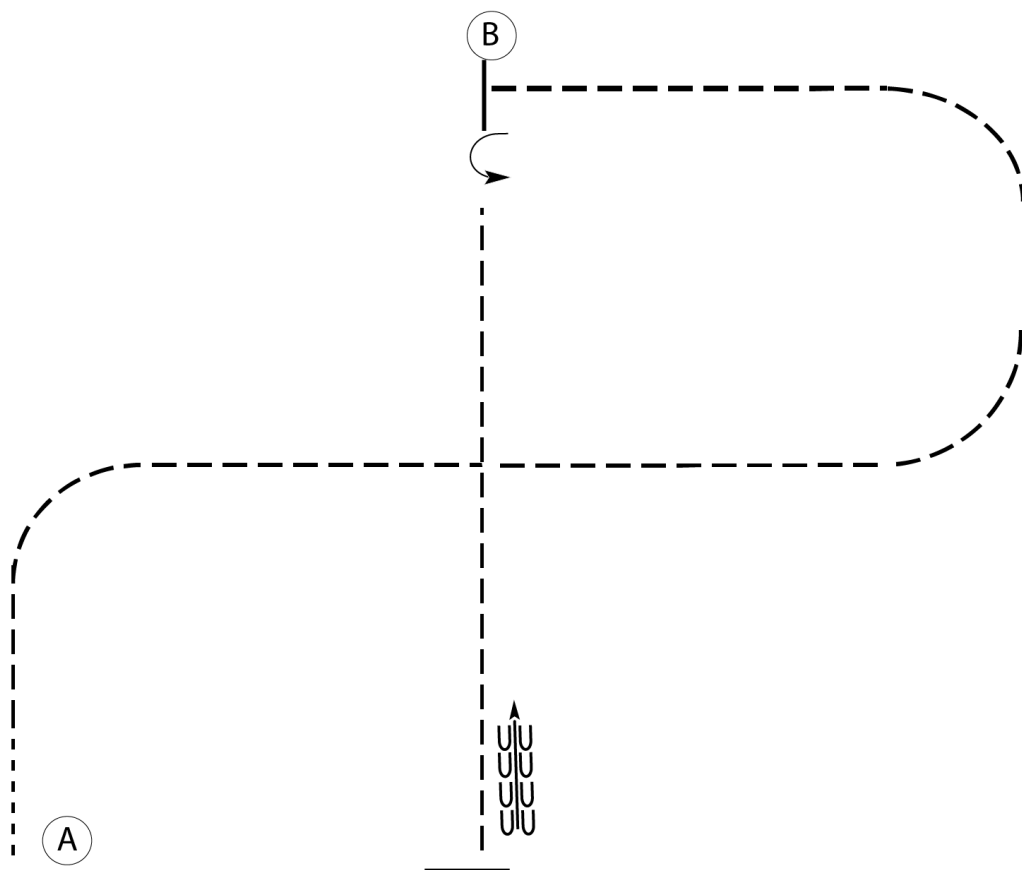
Pattern Provided by:
Show Management

2025 All Around Shows Summer Series

AUGUST

English Equitation (Walk-Trot)

Show Date: August 10, 2025



Be ready at A.

1. Forward walk for approximately 2 strides.
2. Trot on the left diagonal to center of pattern.
3. Change diagonals and trot on the right diagonal until even with B.
4. Stop and perform a 90 degree turn on the forehand to the left to change direction.
5. Sitting trot for 2-3 strides.
6. Trot on the left diagonal until even with A.
7. Stop and back.

Pattern is complete.

Walk	-----
Trot	- - - - -
Extended Trot	— — — — —
Canter	—————
Leg Yield	
Lead Change	↗ ↘
Back	← ← ← ← ←
Marker	(B)
Sidepass	← — — — — →
Hand Gallop	—————

[HSE/WT-115]

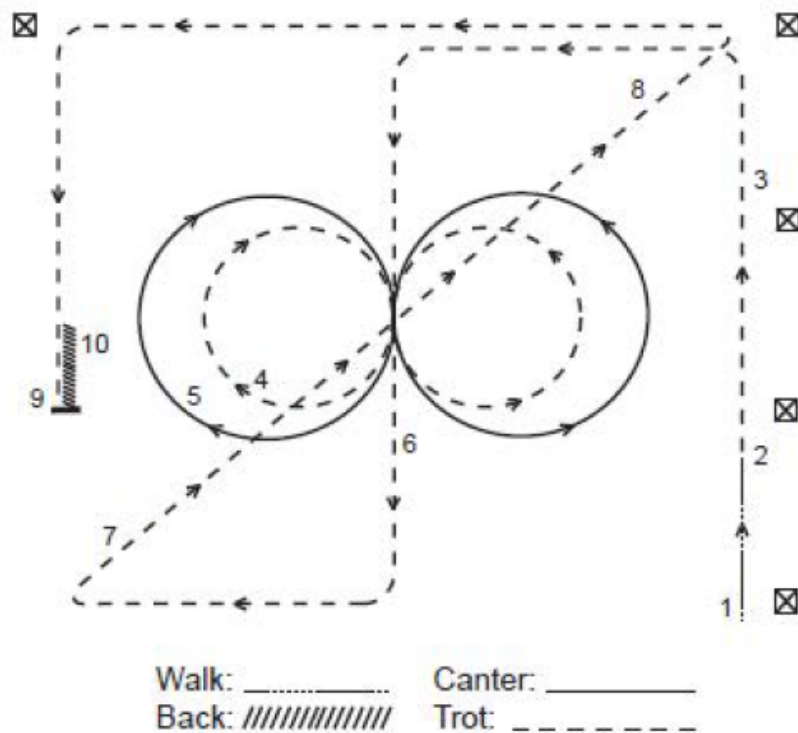
Pattern Provided by:
Show Management

2025 All Around Shows Summer Series

AUGUST

English Riding Control (All Classes)

Show Date: August 10, 2025



1. Walk.
2. Sitting trot.
3. Working trot, rising.
4. Figure 8 at rising trot showing change of diagonal going to the right first.
- ** 5. Figure 8 at canter showing simple change of lead going to the right first.
6. Sitting trot.
7. Lengthened trot, rising demonstrating a change of diagonal while crossing center.
8. Working trot, sitting.
9. Halt.
10. Back.

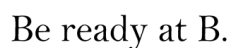
Leave arena on a loose rein at the free walk.

**Walk-Trot eliminates #5. Figure 8 at the canter

Pattern Provided by:
Show Management

www.HorseShowPatterns.com

Show Date: August 10, 2025



1. When acknowledged, back to A.
2. Walk to B.
3. Trot until even with C.
4. Break to a walk and walk to judge.
5. Stop and set up for inspection.
6. When dismissed, perform a 90 degree turn.
7. Walk straight away from judge.

Follow the instructions of your ring steward.

www.HorseShowPatterns.com

Pattern Provided by:
Show Management

2025 All Around Shows Summer Series

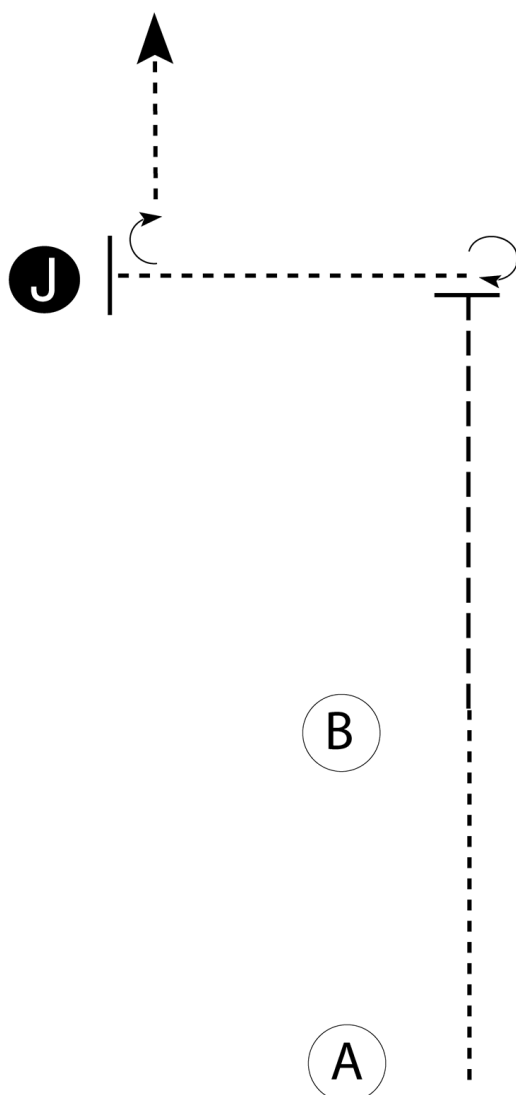
AUGUST

Showmanship (Walk-Trot)

Show Date: August 10, 2025

www.HorseShowPatterns.com


www.HorseShowPatterns.com



Be ready at A.

1. When acknowledged, walk to B.
2. Trot until even with judge and stop.
3. Perform a 270 degree turn.
4. Walk to judge, stop and set up for inspection.
5. When dismissed, perform a 90 degree turn.
6. Walk straight away from judge.

Follow the instructions of your ring steward.

Walk	-----
Trot	- - - - -
Back	← 
Marker	(B)
Judge	(J)

[S/WT-65]

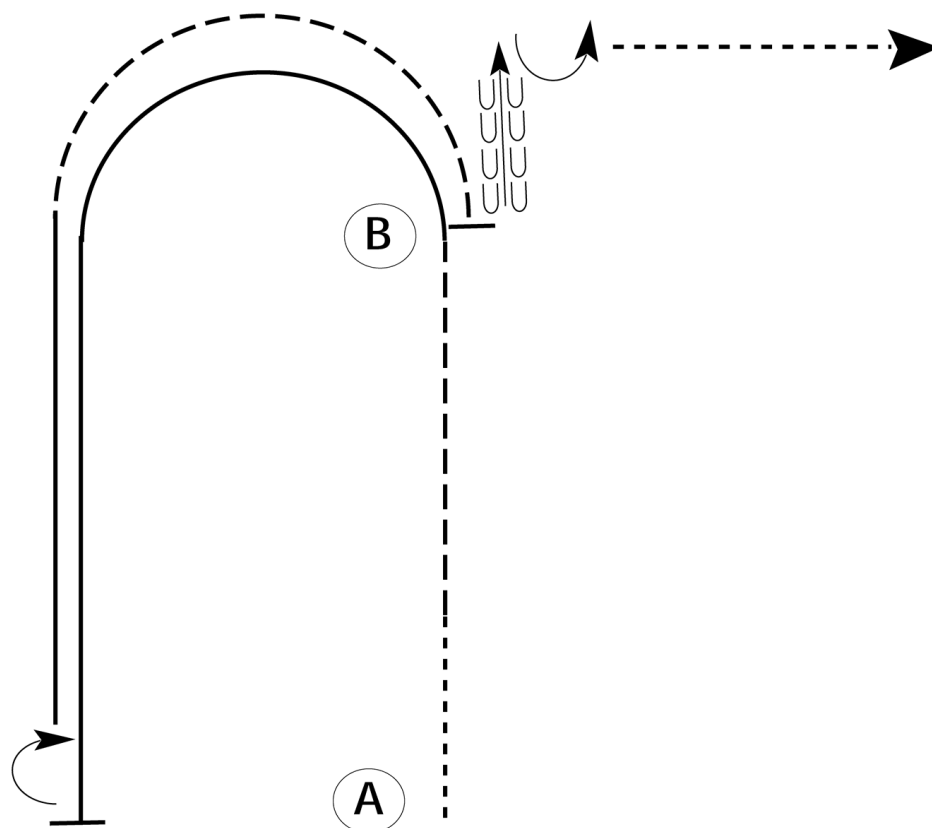
Pattern Provided by:
Show Management

2025 All Around Shows Summer Series

AUGUST

Western Horsemanship

Show Date: August 10, 2025



Be ready at A.

1. Walk approximately 2 horse lengths from A.
2. Jog to B.
3. Lope on the left lead in a half circle and then straight until even with A.
4. Stop and perform a 180 degree turn to the right.
5. Lope on the right lead until even with B.
6. Jog to B.
7. Stop at B and back approximately one horse length.
8. Perform a 90 degree turn to the left and walk straight away.

Follow the instructions of your ring steward.

Walk	-----
Jog	-----
Extended Jog	-----
Lope	-----
Lead Change	
Back	
Marker	(B)

[WH/1-84]

Pattern Provided by:
Show Management

2025 All Around Shows Summer Series

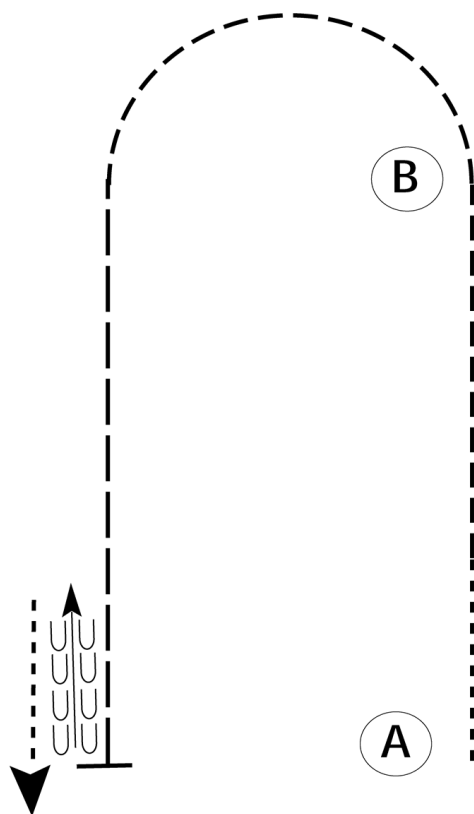
AUGUST

Western Horsemanship (Walk-Trot)

Show Date: August 10, 2025

www.HorseShowPatterns.com

www.HorseShowPatterns.com



Be ready at A.

1. Walk approximately 2 horse lengths from A.
2. Jog to B.
3. Jog in a half circle until even with B.
4. Extend the jog until even with A.
5. Stop when even with A and back approximately one horse length.
6. Walk straight away.

Follow the instructions of your ring steward.

Walk	-----
Jog	-----
Extended Jog	-----
Lope	-----
Lead Change	
Back	
Marker	(B)

[WH/WT-84]

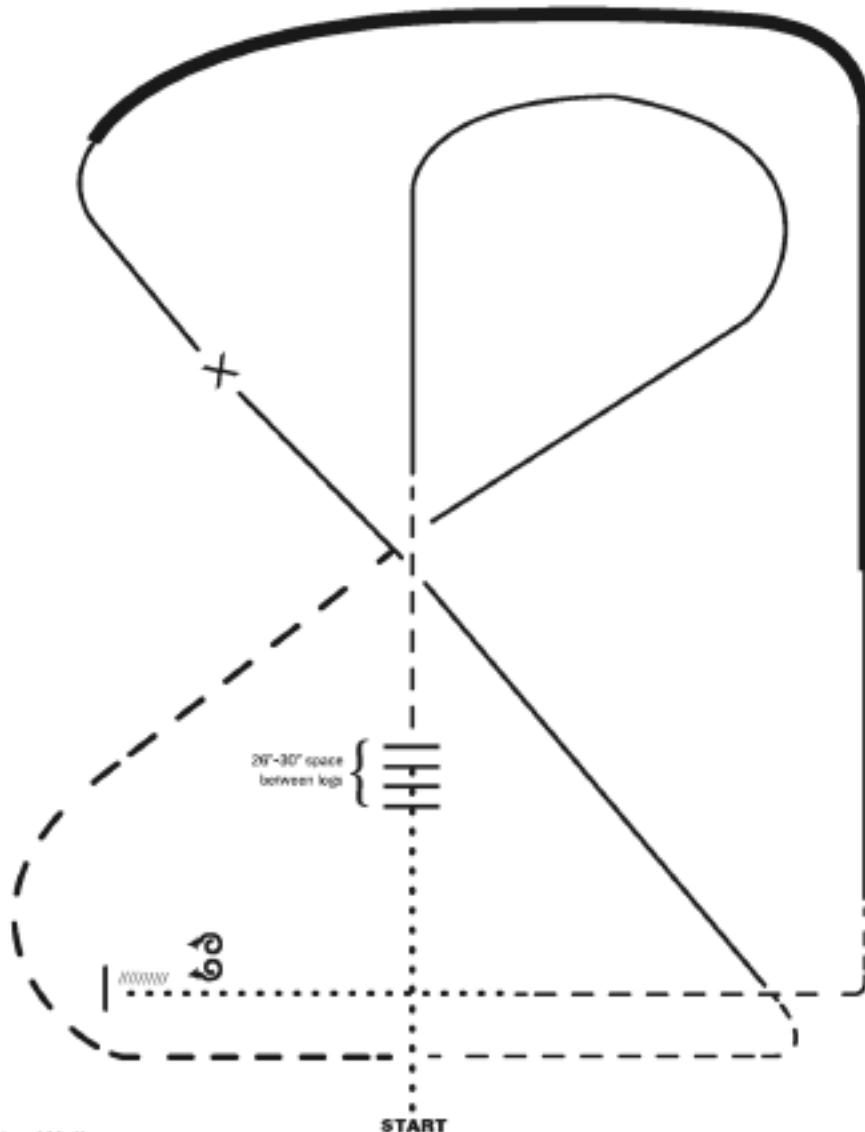
Pattern Provided by:
Show Management

2025 All Around Shows Summer Series

AUGUST

Ranch Riding (All Classes)

Show Date: August 10, 2025



1. Walk
2. Walk over logs
3. Trot
4. Lope right lead
5. Extended trot
6. Trot
7. Lope left lead
8. Change leads (simple or flying)
9. Right lead, extended lope
10. Collect Lope
11. Trot
12. Walk
13. Stop and back
14. 360 degree turn each direction (either direction 1st) (L-R or R-L)

Walk-Trot

- Trot instead of lope
- Extended Trot instead of Extended Lope

Note: The drawn description of this pattern is only intended for the general depiction of the pattern. Exhibitors should utilize the arena space to best exhibit their horses.

[RR/AQHA-5]

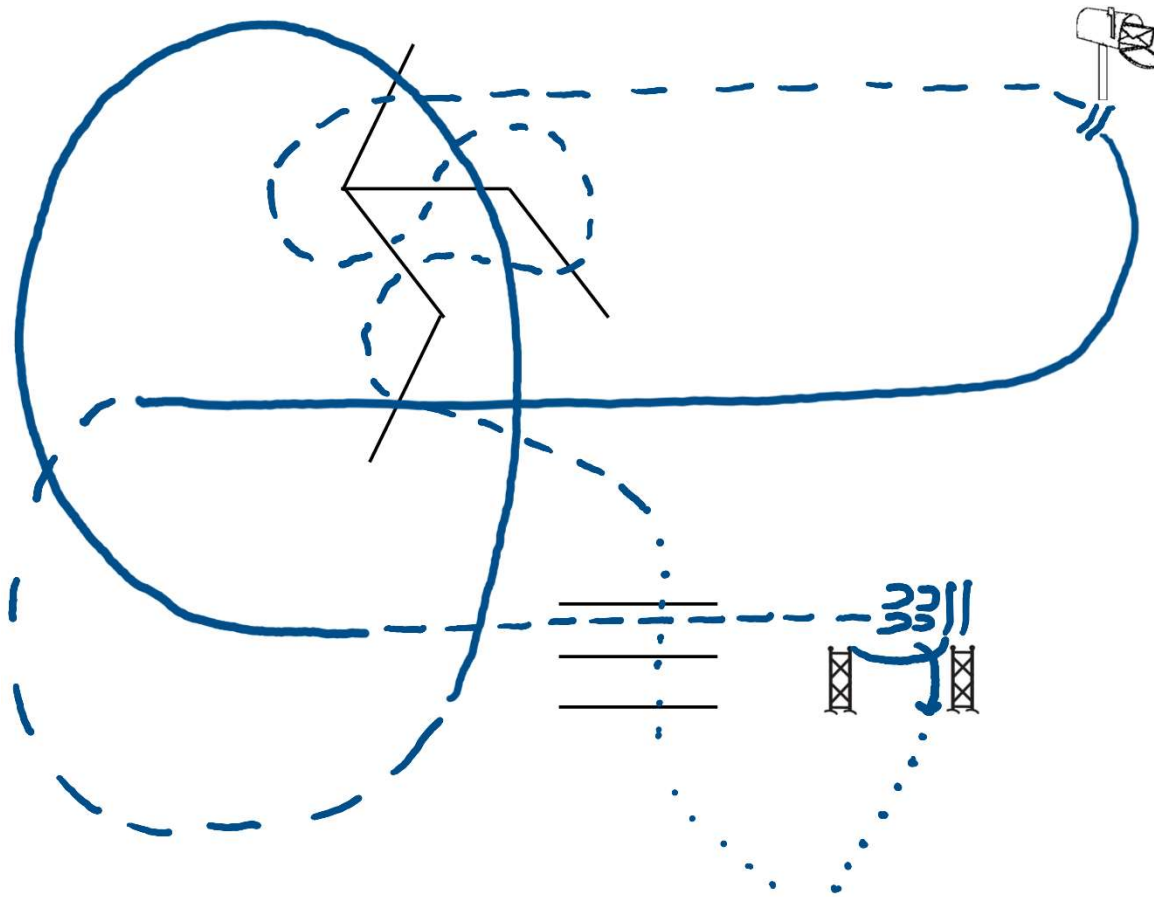
Pattern Provided by:
Show Management

2025 All Around Shows Summer Series

AUGUST

Show Date: August 10, 2025

CITY TRAIL



1. Walk over logs
2. Jog serpentine over logs to mailbox
3. Stop at mailbox, check the mail!
4. Right lead over log
5. Jog
6. Left lead over logs
7. Jog through logs to gate
8. Right hand push gate, walk to exit.

Walk-Trot Exhibitors

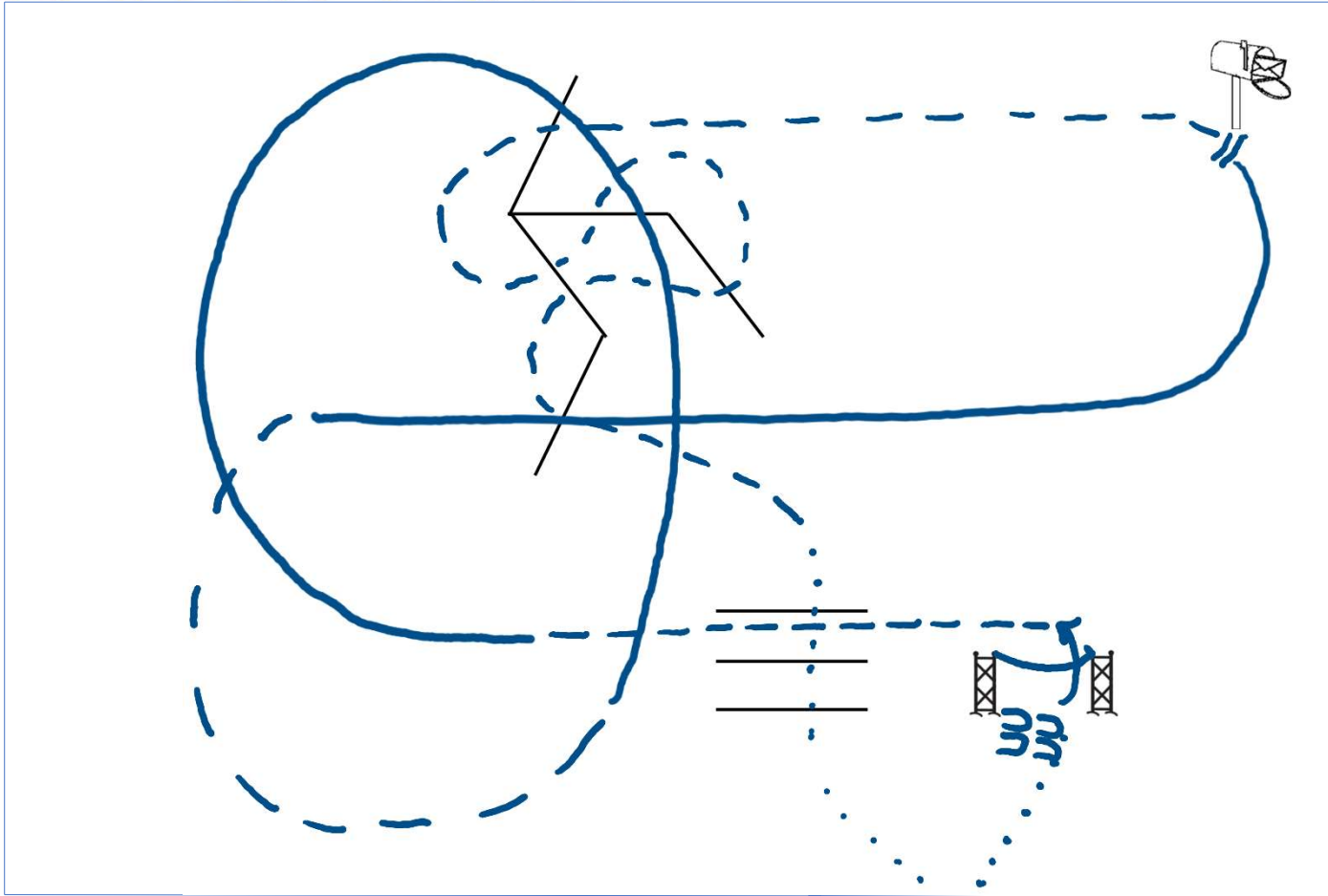
1. Walk over logs
2. Jog serpentine over logs to mailbox
3. Stop at mailbox, check the mail!
4. Jog over log
5. Jog
6. Jog over logs
7. Jog through logs to gate
8. Walk around gate to exit

2025 All Around Shows Summer Series

AUGUST

Show Date: August 10, 2025

RANCH TRAIL



1. Left hand push gate
2. Trot through logs
3. Right lead over logs
4. Trot
5. Left lead to mailbox.
6. Stop at mailbox, check mail!
7. Trot serpentine over logs
8. Walk over logs to exit

Walk-Trot Exhibitors

1. Walk around end of gate
2. Trot through logs
3. Trot over logs
4. Extended Trot
5. Trot to mailbox.
6. Stop at mailbox, check mail!
7. Trot serpentine over logs
8. Walk over logs to exit



ALL AROUND SHOWS

Summer Series

Patterns:

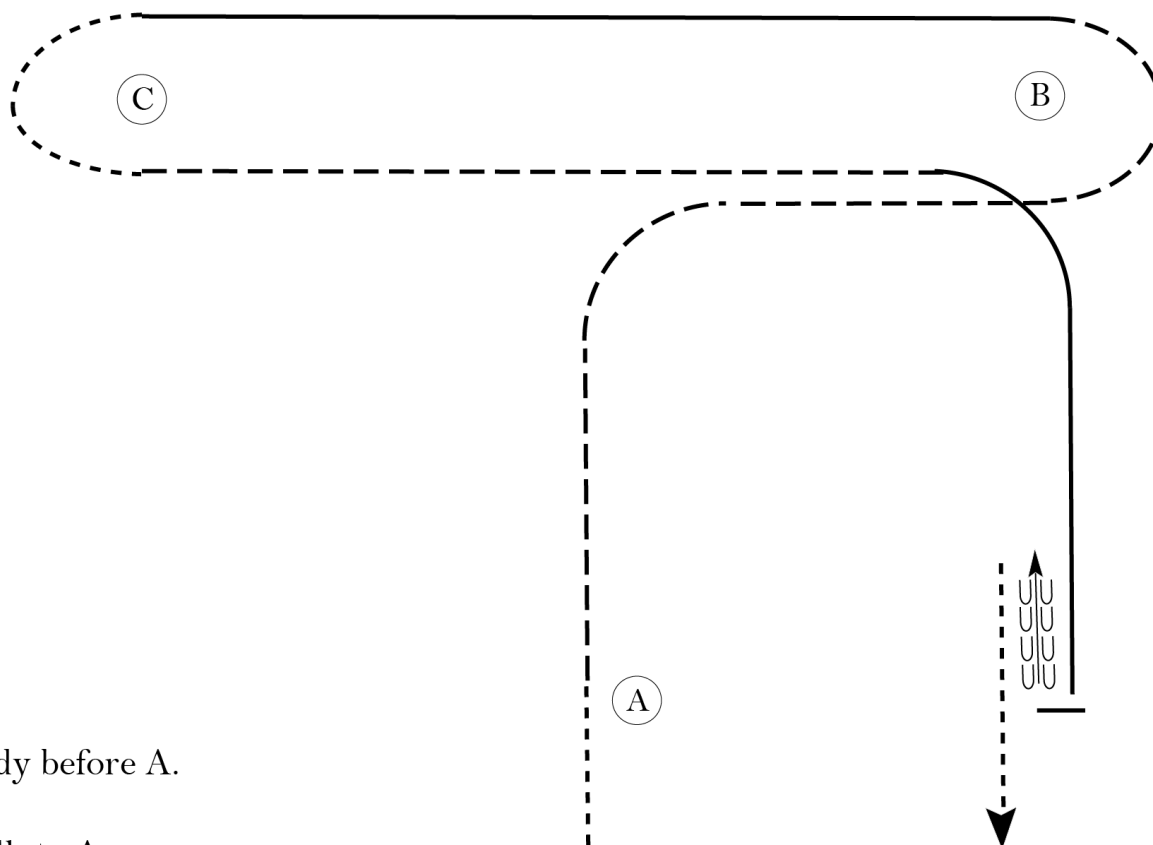
September 14, 2025

2025 All Around Shows Summer Series

SEPTEMBER

English Equitation

Show Date: September 14, 2025



Be ready before A.

1. Walk to A.
2. Trot on the left diagonal up the center of pattern and to B..
3. Change diagonals and trot around B.
4. Canter on the left lead to C.
5. Walk around C.
6. Posting trot on the left diagonal toward B.
7. Prior to B, pick up the right lead canter until even with A.
8. Stop and back approximately one horse length.

Follow the instructions of your ring steward.

Walk	-----
Trot	- - - - -
Extended Trot	— — — — —
Canter	—————
Leg Yield	
Lead Change	↗ ↘
Back	← ← ← ← ←
Marker	(B)
Sidepass	← — — — — →
Hand Gallop	—————

[HSE/2-71]

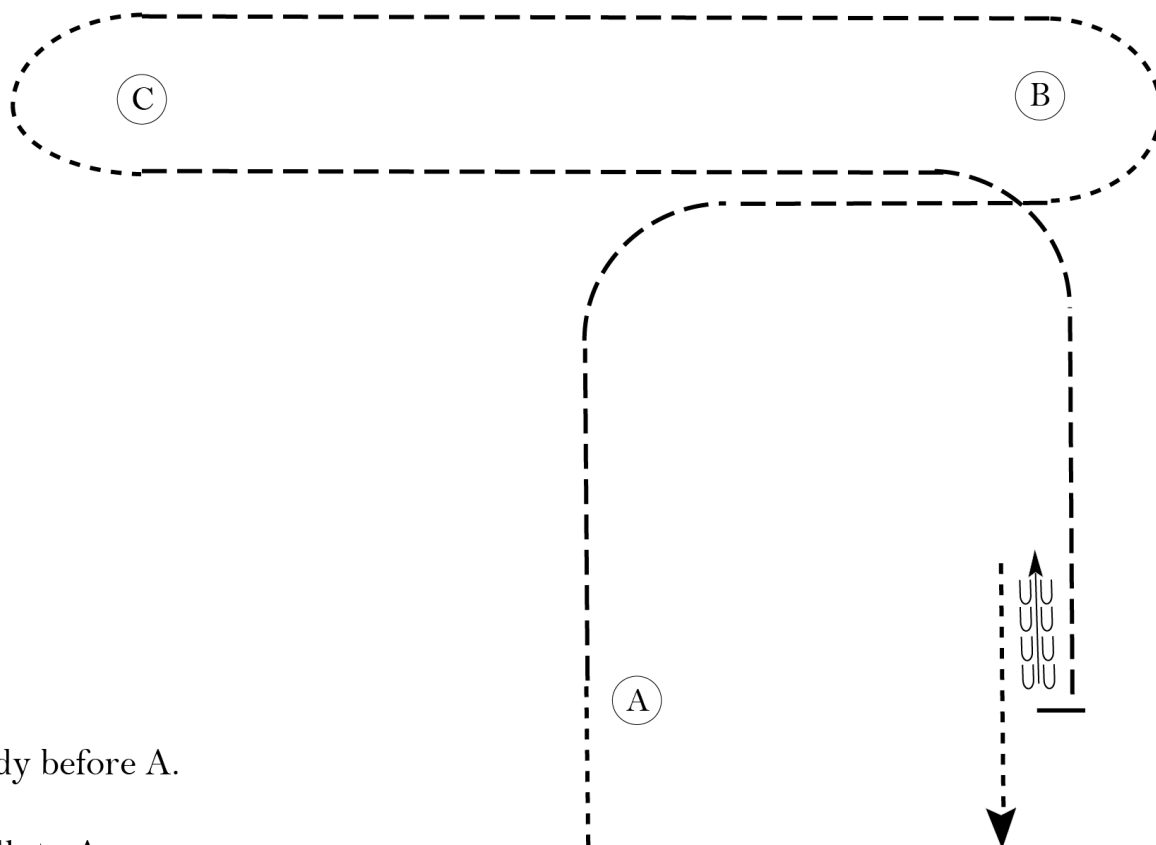
Pattern Provided by:
Show Management

2025 All Around Shows Summer Series

SEPTEMBER

English Equitation (Walk-Trot)

Show Date: September 14, 2025



Be ready before A.

1. Walk to A.
2. Trot on the left diagonal up the center of pattern and to B..
3. Walk around B.
4. Sitting trot to C.
5. Walk around C.
6. Posting trot on the left diagonal toward B.
7. Continue the trot until even with A.
8. Stop and back approximately one horse length.

Follow the instructions of your ring steward.

Walk	-----
Trot	- - - - -
Extended Trot	— — — — —
Canter	—————
Leg Yield	
Lead Change	— / —
Back	← ← ← ← ←
Marker	⊙
Sidepass	← — — — — →
Hand Gallop	— — — — —

[HSE/WT-71]

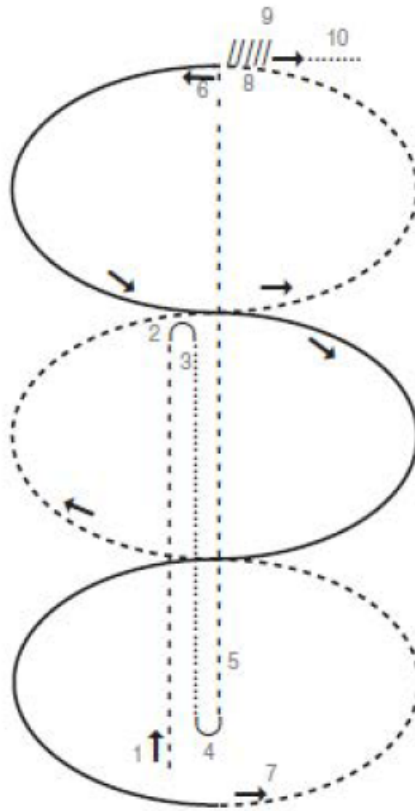
Pattern Provided by:
Show Management

2025 All Around Shows Summer Series

SEPTEMBER

English Riding Control (All Classes)

Show Date: September 14, 2025



Walk: Canter: _____
Back: /////////////// Trot: - - - - -

1. Sitting trot.
2. Halt, half turn (180 degrees) right on haunches.
3. Normal walk.
4. Halt, half turn (180 degrees) left on haunches.
5. Lengthen trot rising.
- **** 6. Canter serpentine with appropriate changes of lead, simple or flying.
7. Rising trot serpentine with change of diagonals.
8. Halt.
9. Back.
10. Leave arena on a loose rein at the free walk.


****Walk-Trot will Extended Trot in place of Canter, showing change of diagonals.**

Pattern Provided by:
Show Management

www.HorseShowPatterns.com

Show Date: September 14, 2025



Walk - - - - -
Trot - - - - -
Back ← 
Marker (B)
Judge (J)

[S/2-57]

©2025 HorseShowPatterns.com. All Rights Reserved.

2025 All Around Shows Summer Series

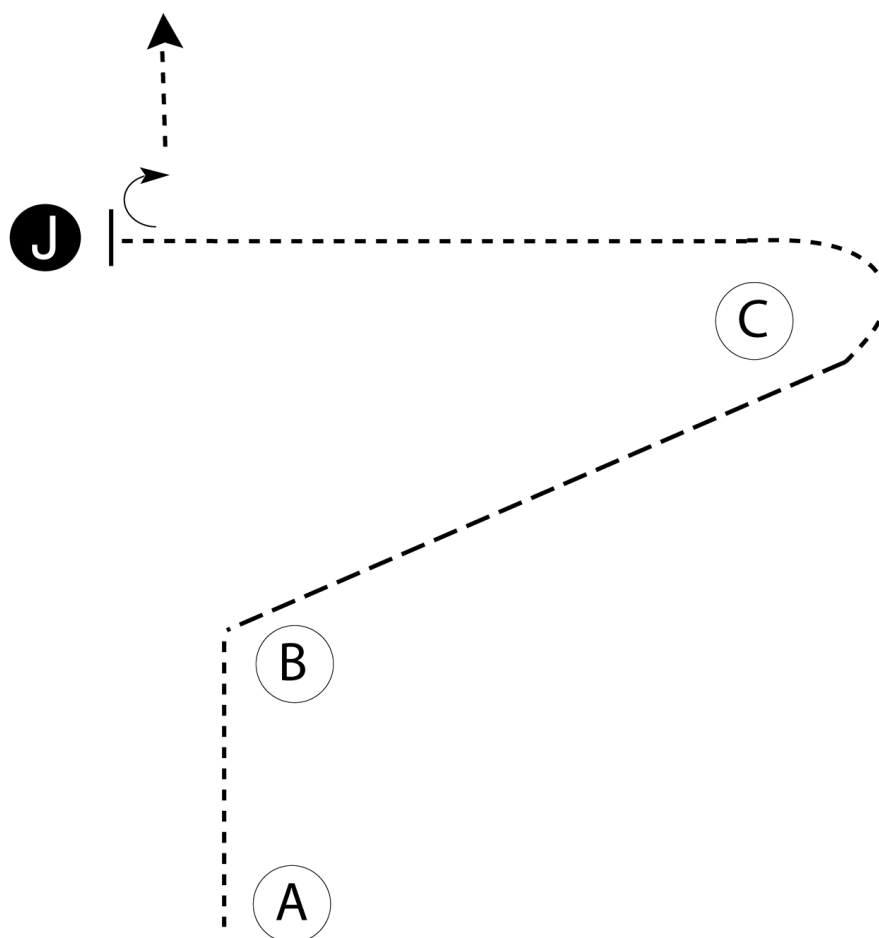
SEPTEMBER

Showmanship (Walk-Trot)

Show Date: September 14, 2025

www.HorseShowPatterns.com

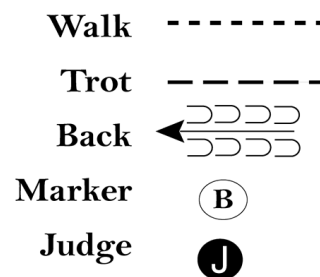
www.HorseShowPatterns.com



Be ready at A.

1. When acknowledged, walk to B.
2. Trot to C.
3. Walk around C and to judge.
4. Stop and set up for inspection.
5. When dismissed, perform a 90 degree turn and walk away from judge.

Follow the directions of your ring steward.



[S/WT-57]

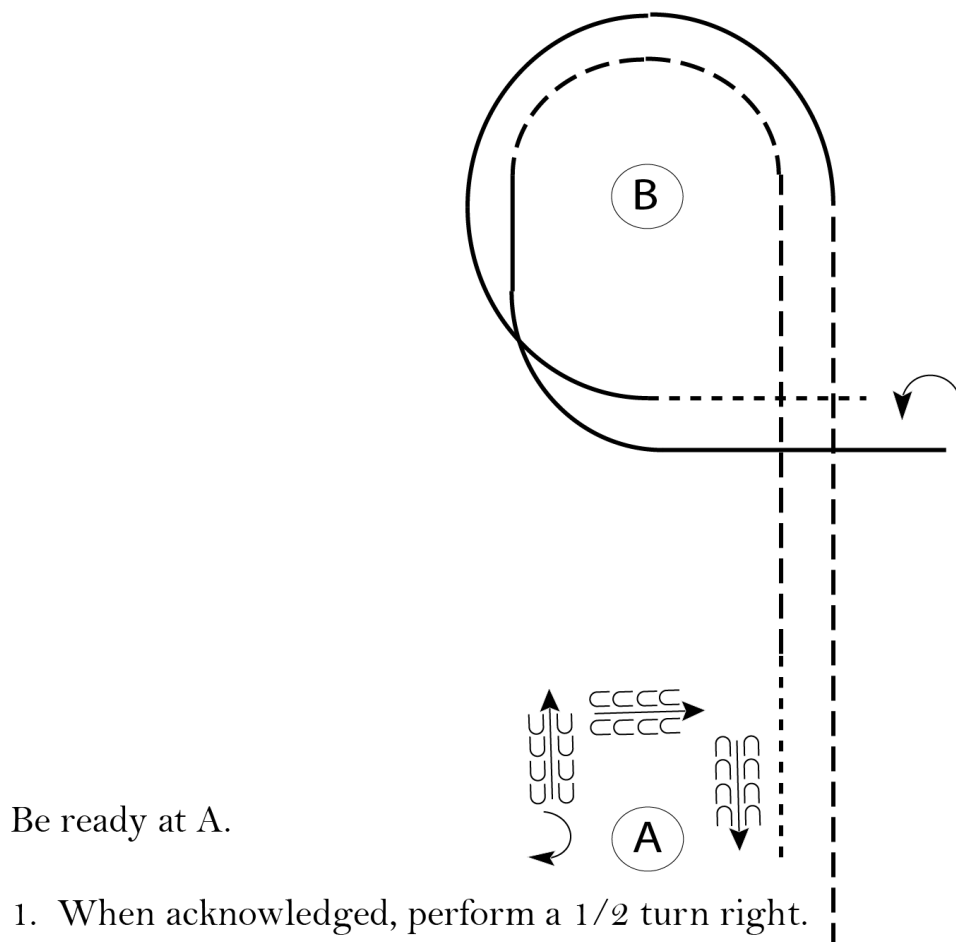
Pattern Provided by:
Show Management

2025 All Around Shows Summer Series

SEPTEMBER

Western Horsemanship

Show Date: September 14, 2025



Be ready at A.

1. When acknowledged, perform a 1/2 turn right.
2. Back around A.
3. Walk approximately 2 horse lengths from A.
4. Jog to and around B.
5. Lope on the left lead to center of pattern and several horse lengths past the center line.
6. Stop and perform a 1/2 turn left.
7. Walk to center of pattern.
8. Lope on the right lead to and around B.
9. Jog from B to and past A.

Pattern is over once you have passed A.

Follow the instructions of your ring steward.

Walk	-----
Jog	-----
Extended Jog	-----
Lope	=====
Lead Change	
Back	
Marker	

[WH/2-101]

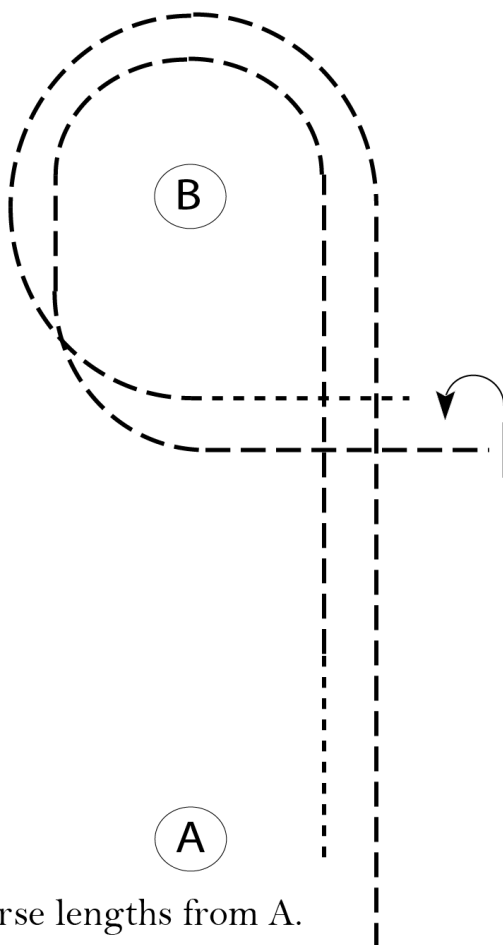
Pattern Provided by:
Show Management

2025 All Around Shows Summer Series

SEPTEMBER

Western Horsemanship (Walk-Trot)

Show Date: September 14, 2025



Be ready at A.

1. Walk approximately 2 horse lengths from A.
2. Jog to and around B.
3. Continue jog to center of pattern and several horse lengths past the center line.
4. Stop and perform a 1/2 turn left.
5. Walk to center of pattern.
6. Jog to and around B.
7. Continue jog from B to and past A.

Pattern is over once you have passed A.

Follow the instructions of your ring steward.

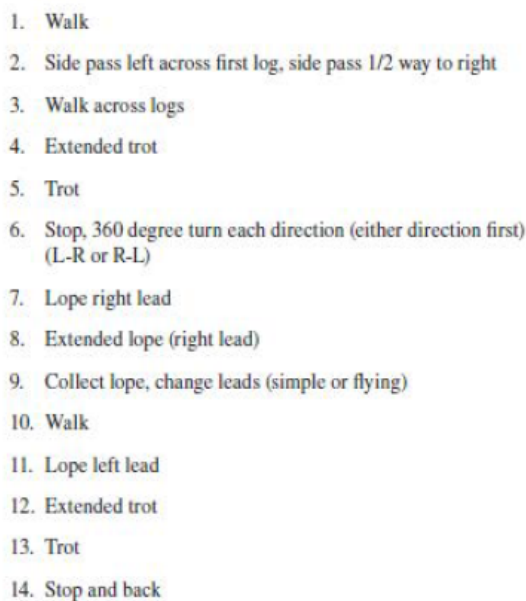
Walk	-----
Jog	- - - - -
Extended Jog	- _ _ _ -
Lope	
Lead Change	
Back	
Marker	(B)

[WH/WT-101]

Pattern Provided by:
Show Management

www.HorseShowPatterns.com

Show Date: September 14, 2025



1. Walk
2. Side pass left across first log, side pass ½ way to right
3. Walk across logs
4. Extended trot
5. Trot
6. Stop, 360° turn each direction (either direction first) (L-R or R-L)
7. Trot
8. Extended trot
9. Trot
10. Walk
11. Trot
12. Extended Trot
13. Trot
14. Stop and back

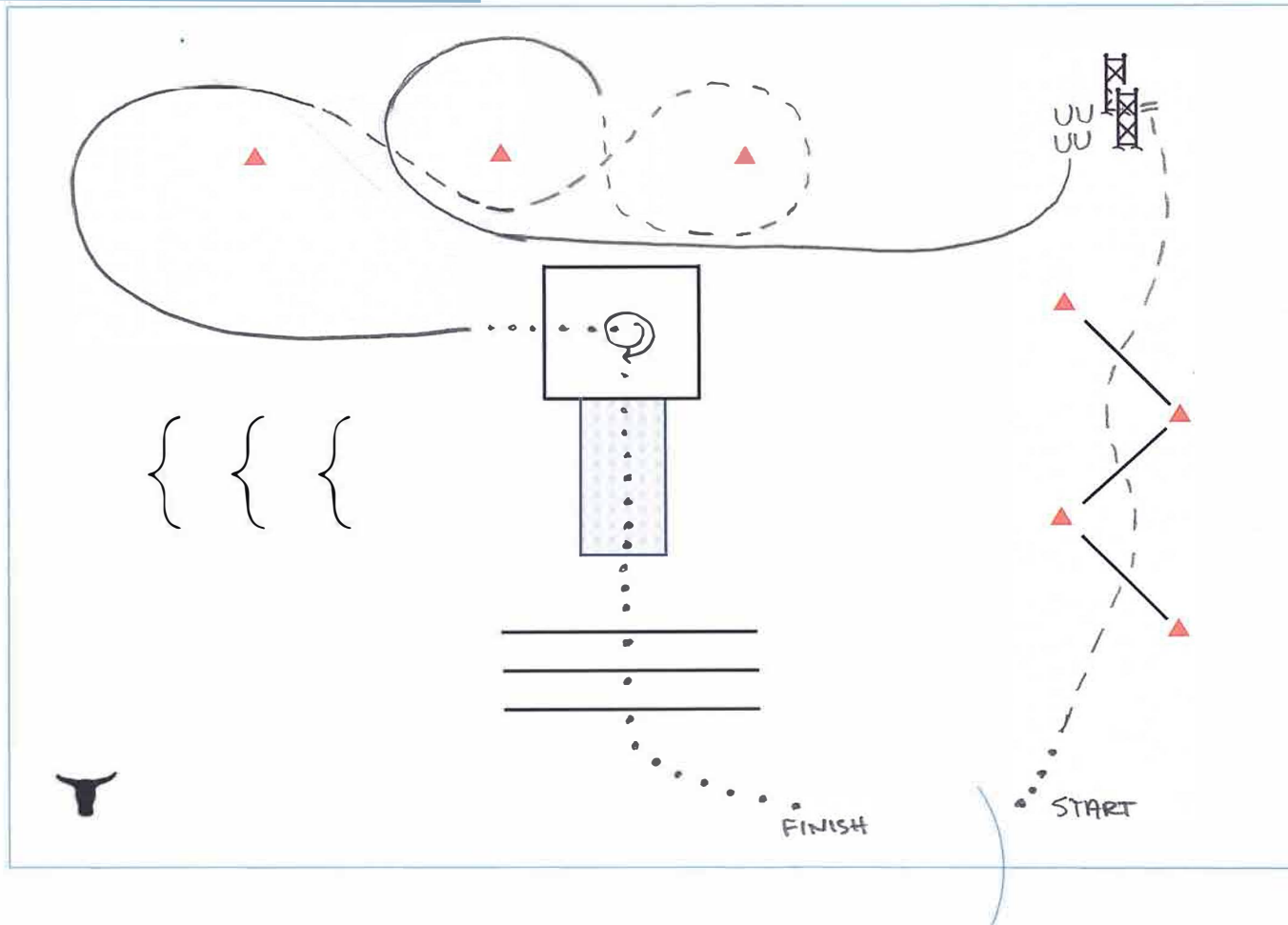
©2023 HorseShowPatterns.com. All Rights Reserved.

2025 All Around Shows Summer Series

SEPTEMBER

Show Date: September 14, 2025

CITY TRAIL



1. Jog over logs to gate
2. Left hand push gate
3. Right lead around cone
4. Jog around cones
5. Left lead around cone
6. Walk into box, 450° turn (1 1/4) to the right
7. Walk over bridge
8. Walk over logs to exit

Walk-Trot

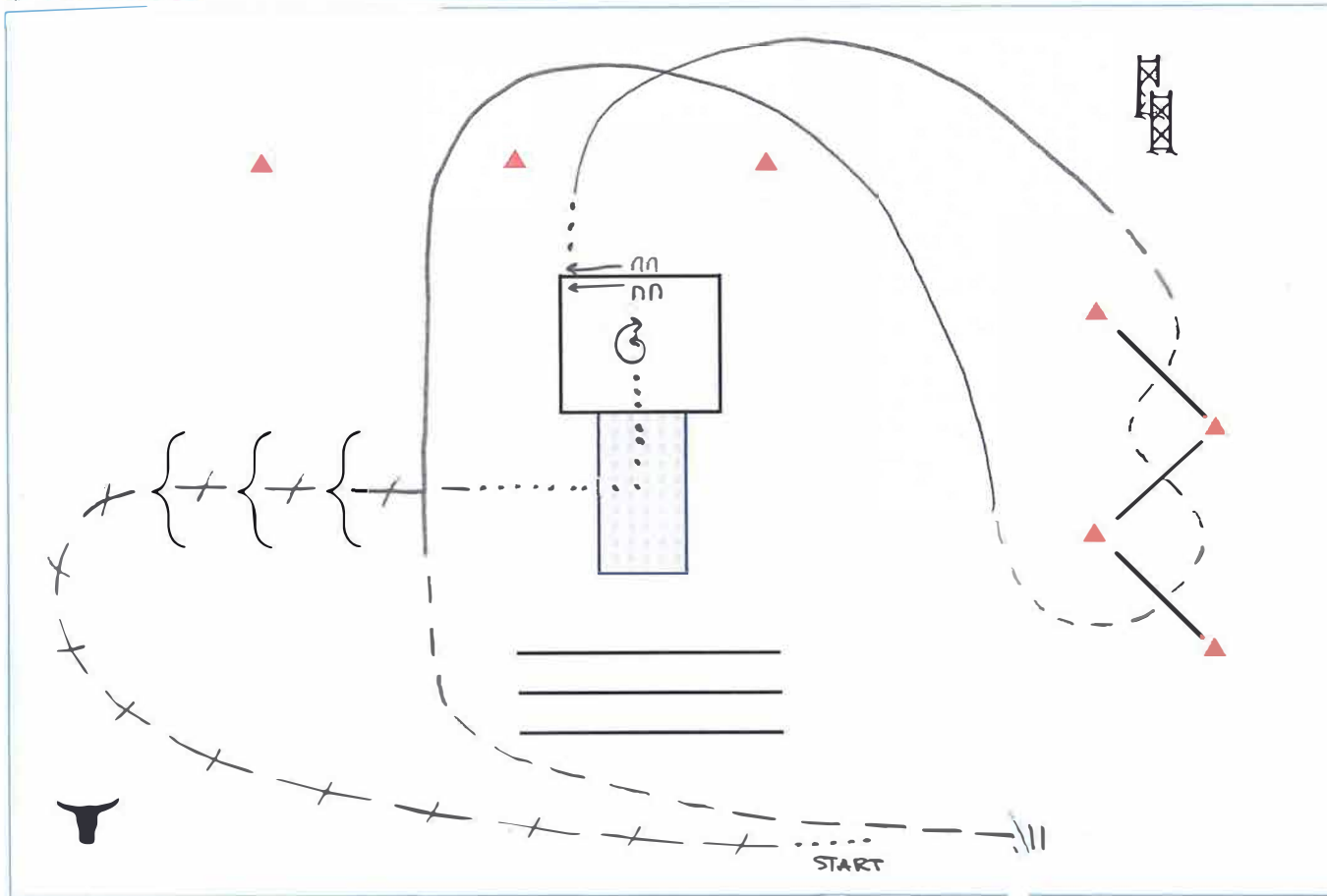
1. Jog over logs to gate
2. Walk around end of gate
3. Jog around cones
serpentine along the lope/
jog/lope path
4. Walk into box, 450° turn (1 1/4) to the right
5. Walk over bridge
6. Walk over logs to exit

2025 All Around Shows Summer Series

SEPTEMBER

Show Date: September 14, 2025

RANCH TRAIL



1. Extended trot over natural logs towards bridge
2. Walk, walk over bridge and turn left to go into box
3. Turn 360° either direction
4. Walk forward to straddle log, side pass left, walk forward
5. Right lead lope
6. Jog over logs
7. Left lead lope
8. Jog to gate, stop. Exit at a walk.

Walk-Trot

1. Extended trot over natural logs towards bridge
2. Walk, walk over bridge and turn left to go into box
3. Turn 360° either direction.
4. Walk forward to straddle log, side pass left, walk forward.
5. Trot
6. Trot over logs
7. Extended trot to gate, stop. Exit at a walk.



ALL AROUND SHOWS

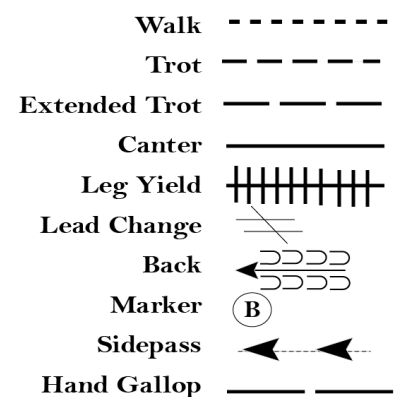
Summer Series

Patterns:

October 19, 2025

www.HorseShowPatterns.com

Show Date: October 19, 2025



1. Posting trot on the left diagonal halfway to B.
2. Change diagonals and trot to B.
3. Break to the walk and walk around B.
4. Canter on the right lead halfway to A.
5. Continue to canter in a circle to the right.
6. Perform a simple lead change and canter to A.
7. Halt at A and back approximately one horse length.

Pattern is over once you have backed. Walk off and follow the instructions of your ring steward.

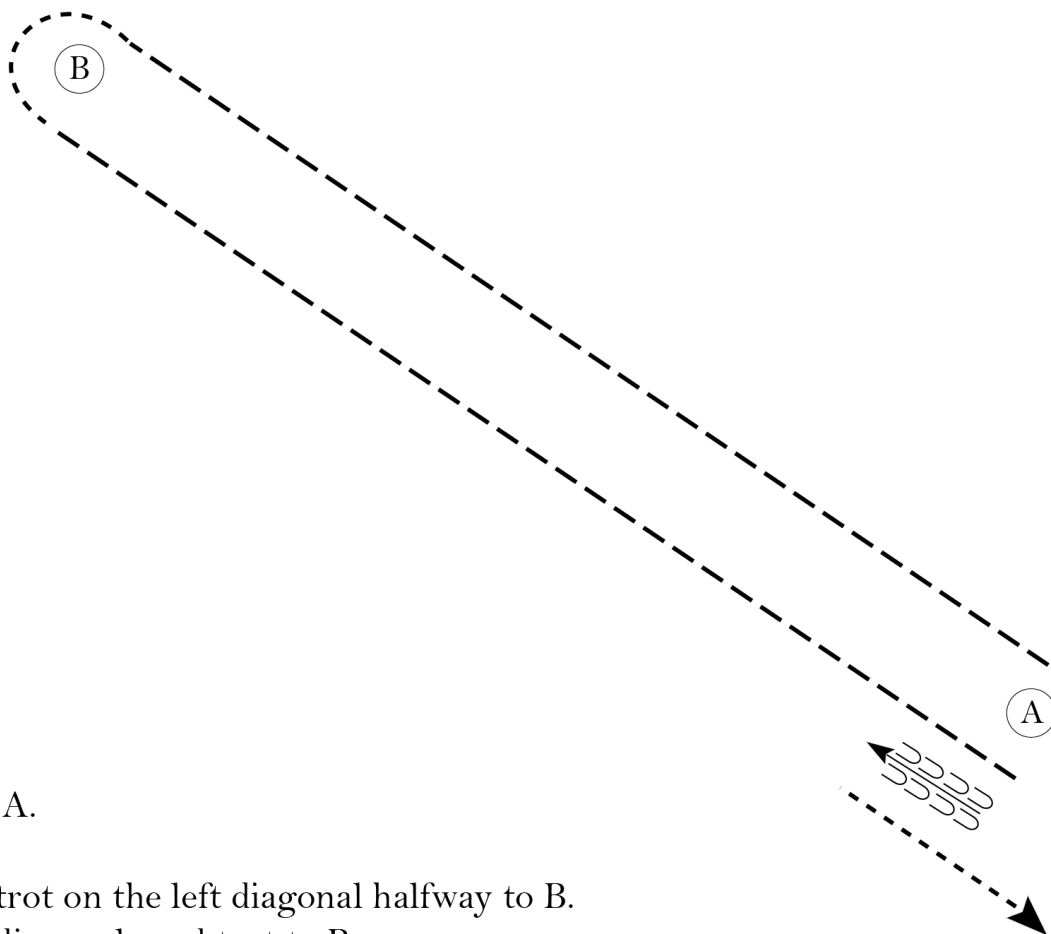
Pattern Provided by:
Show Management

2025 All Around Shows Summer Series

OCTOBER

English Equitation (Walk-Trot)

Show Date: October 19, 2025



Be ready at A.

1. Posting trot on the left diagonal halfway to B.
2. Change diagonals and trot to B.
3. Break to the walk and walk around B.
4. Posting trot on the left diagonal halfway to A.
5. Change diagonals and trot to A.
6. Halt at A and back approximately one horse length.

Pattern is over once you have backed. Walk off and follow the instructions of your ring steward.

Walk	-----
Trot	- - - - -
Extended Trot	— — — — —
Canter	— — — — —
Leg Yield	
Lead Change	— — — — —
Back	← ← ← ← ←
Marker	(B)
Sidepass	← — — — — →
Hand Gallop	— — — — —

[HSE/WT-75]

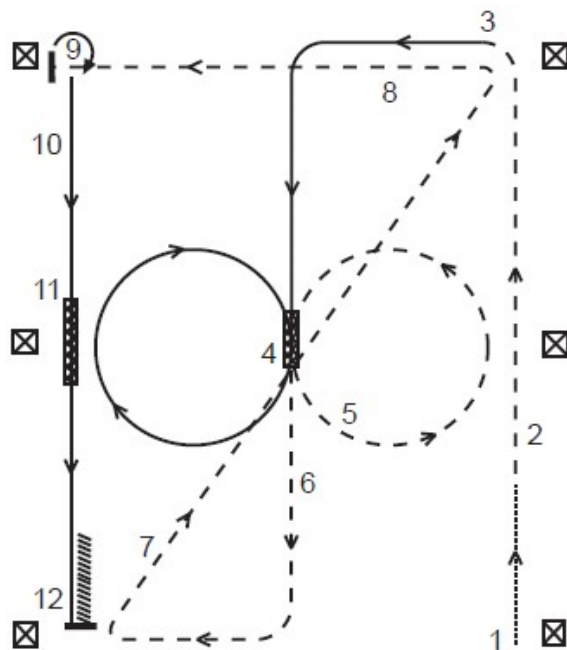
Pattern Provided by:
Show Management

2025 All Around Shows Summer Series

OCTOBER

English Riding Control (All Classes)

Show Date: October 19, 2025



Walk: Canter: _____
Back: /////////////// Trot: - - - - -
Lead Changing Area: [X X X X X X X X]

Lead changes may be simple or flying.

1. Normal walk.
2. Rising trot halfway between cones.
3. Canter left lead. *Walk-Trot: Continue the rising trot*
4. Change of lead, canter circle right lead. *Walk-Trot: Change of diagonal, rising trot circle to the right*
5. Rising trot circle left.
6. Rising trot down center.
7. Extended trot across the diagonal, demonstrate a change of diagonal while crossing center.
8. Sitting trot.
9. Halt, 270° forehand turn right.
10. Canter left lead. *Walk-Trot: Rising Trot, right diagonal*
11. Change of lead, canter right lead. *Walk-Trot: Show a change of diagonal , continue rising trot*
12. Halt, back on horse length.

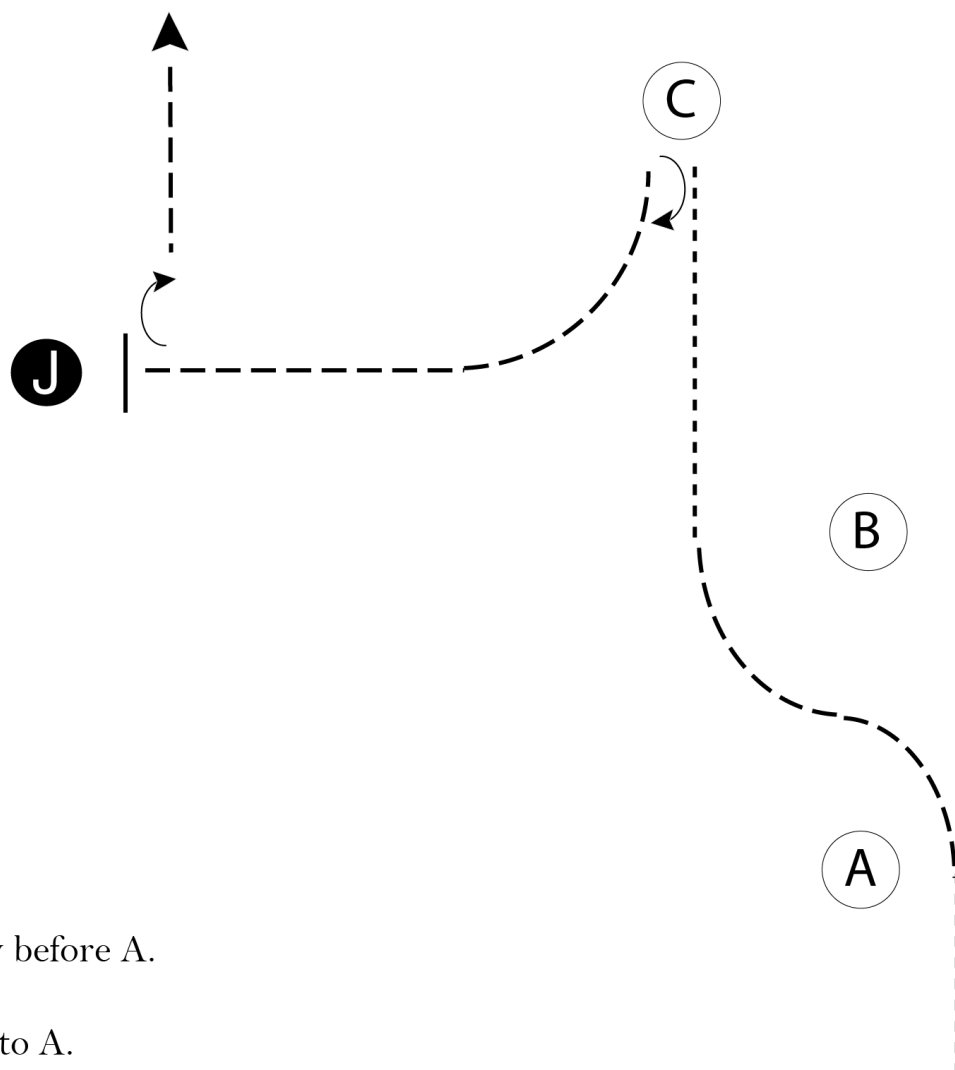
Leave arena on a loose rein at the free walk.

Pattern Provided by:
Show Management

2025 All Around Shows Summer Series

OCTOBER Showmanship

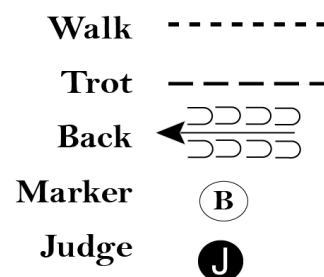
Show Date: October 19, 2025



Be ready before A.

1. Walk to A.
2. Trot to B as shown.
3. Walk to C.
4. Perform a 180 degree turn and trot to Judge.
5. Perform a 1/4 turn and set up for inspection.
6. When dismissed, exit at a trot.

Follow the instructions of your ring steward.



[S/1-91]

Pattern Provided by:
Show Management

www.HorseShowPatterns.com

Show Date: October 19, 2025



[S/WT-91]

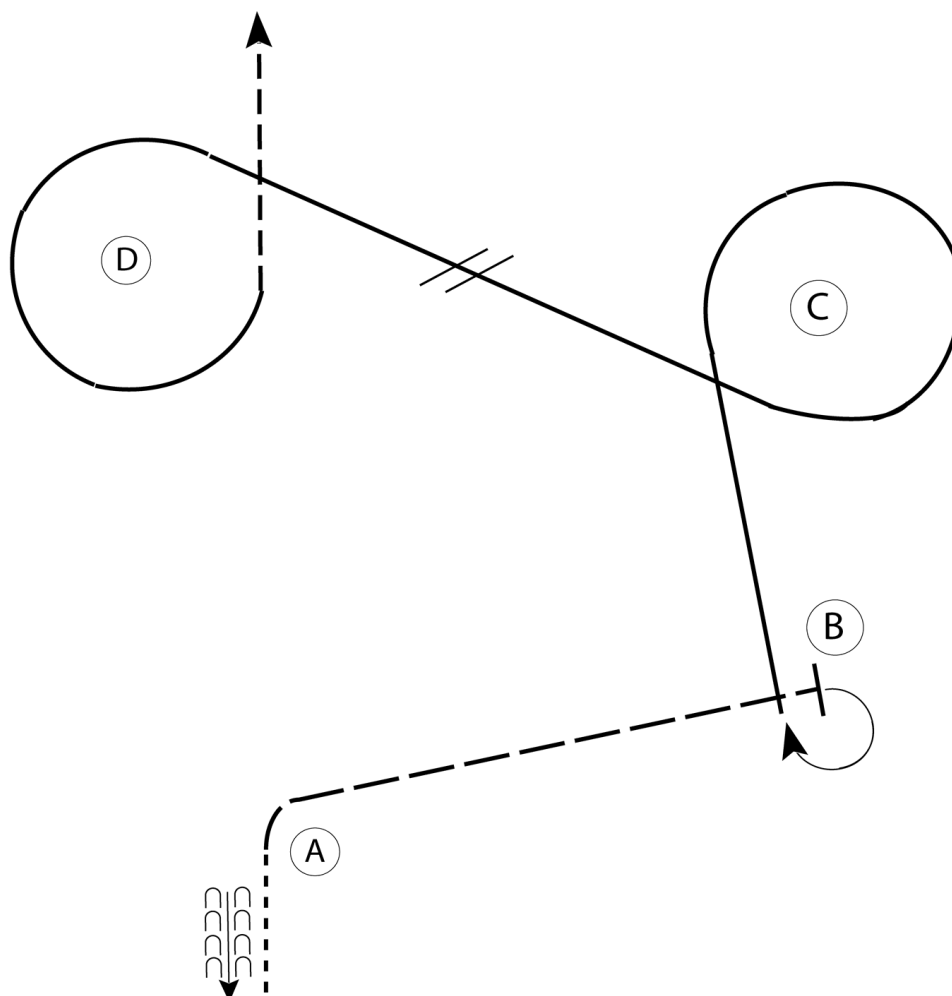
©2025 HorseShowPatterns.com. All Rights Reserved.

2025 All Around Shows Summer Series

OCTOBER

Western Horsemanship

Show Date: October 19, 2025



1. Begin before A. Back one horse length
2. Walk to A. Extend the jog to B
3. At B stop. Perform a 270 degree turn on the hindquarters to the right
4. Lope on the right lead around C
5. Perform a simple or flying change of lead between C and D
6. Lope on the left lead around D
7. Break to the jog at D
8. Jog to the exit

Walk	-----
Jog	- - - - -
Extended Jog	- - - - -
Lope	=====
Leg Yield	
Lead Change	— / —
Back	← ← ← ← ←
Marker	ⓑ
Sidepass	← ← ← ← ←

[WH/2-57]

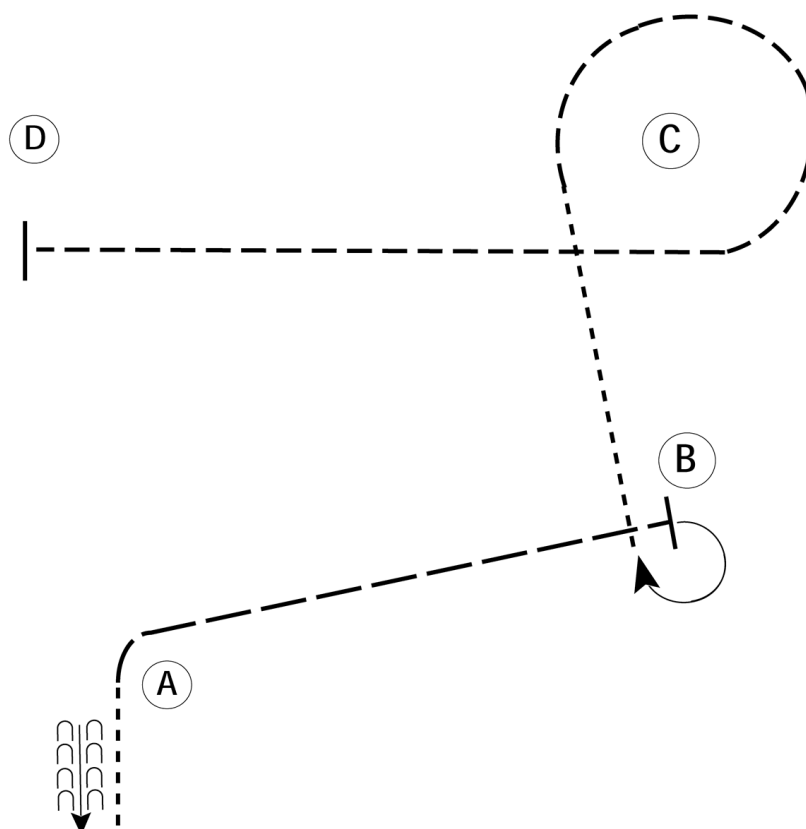
Pattern Provided by:
Show Management

2025 All Around Shows Summer Series

OCTOBER

Western Horsemanship (Walk-Trot)

Show Date: October 19, 2025



Be ready at A.

1. Back approximately one horse length.
2. Walk to A.
3. Jog to B.
4. Stop at B. Perform a 270 degree turn to the right.
5. Walk to C.
6. Jog around C and to D.
7. Stop at D.

Follow the instructions of your ring steward.

Walk	-----
Jog	- - - - -
Extended Jog	- - - - -
Lope	=====
Leg Yield	
Lead Change	— / —
Back	← ⊞ ⊞ ⊞ ⊞
Marker	⊞
Sidepass	← — — — — →

[WH/WT-57]

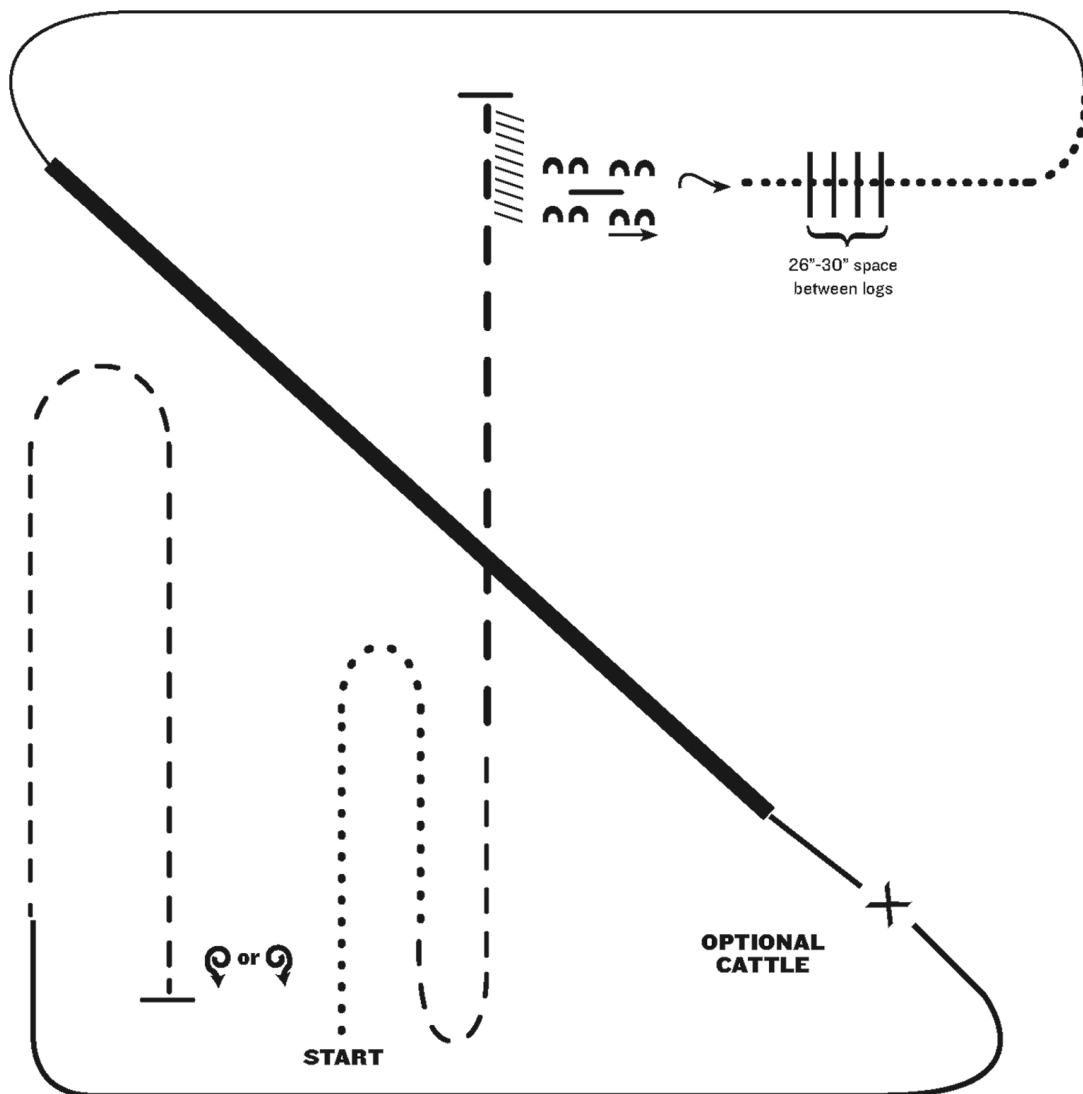
Pattern Provided by:
Show Management

2025 All Around Shows Summer Series

OCTOBER

Ranch Riding (All Classes)

Show Date: October 19, 2025



1. Walk
2. Trot
3. Extended trot
4. Stop and back
5. Side pass over log right
6. 1/4 turn right, walk over logs
7. Walk
8. Lope left lead
9. Extended lope (left lead)
10. Collect lope, change leads (simple or flying)
11. Lope right lead
12. Trot
13. Stop, one 360 degree turn either direction

Note: The drawn description of this pattern is only intended for the general depiction of the pattern. Exhibitors should utilize the arena space to best exhibit their horses.

Walk-Trot

- Trot instead of lope
- Extended Trot instead of Extended Lope

[RR/AQHA-7]

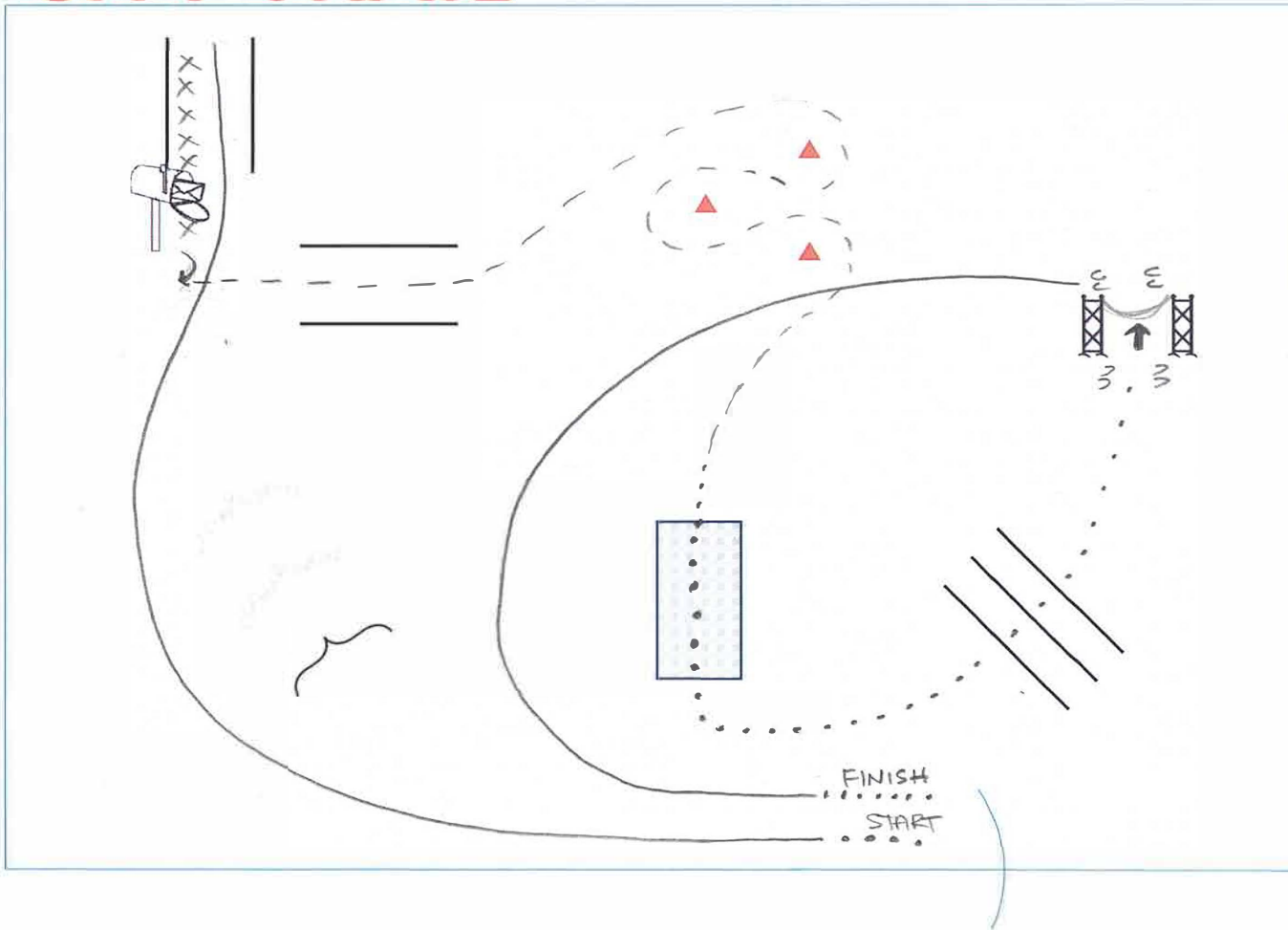
Pattern Provided by:
Show Management

2025 All Around Shows Summer Series

OCTOBER

Show Date: October 19, 2025

CITY TRAIL



1. Walk in, pick up right lead, lope into chute
2. Back to mailbox. Open and close mailbox
3. Turn 90°, jog through chute, and jog serpentine around cones
4. Walk over bridge
5. Walk over poles
6. Left hand push gate
7. Left lead around bridge. Walk, and exit.

Walk-Trot

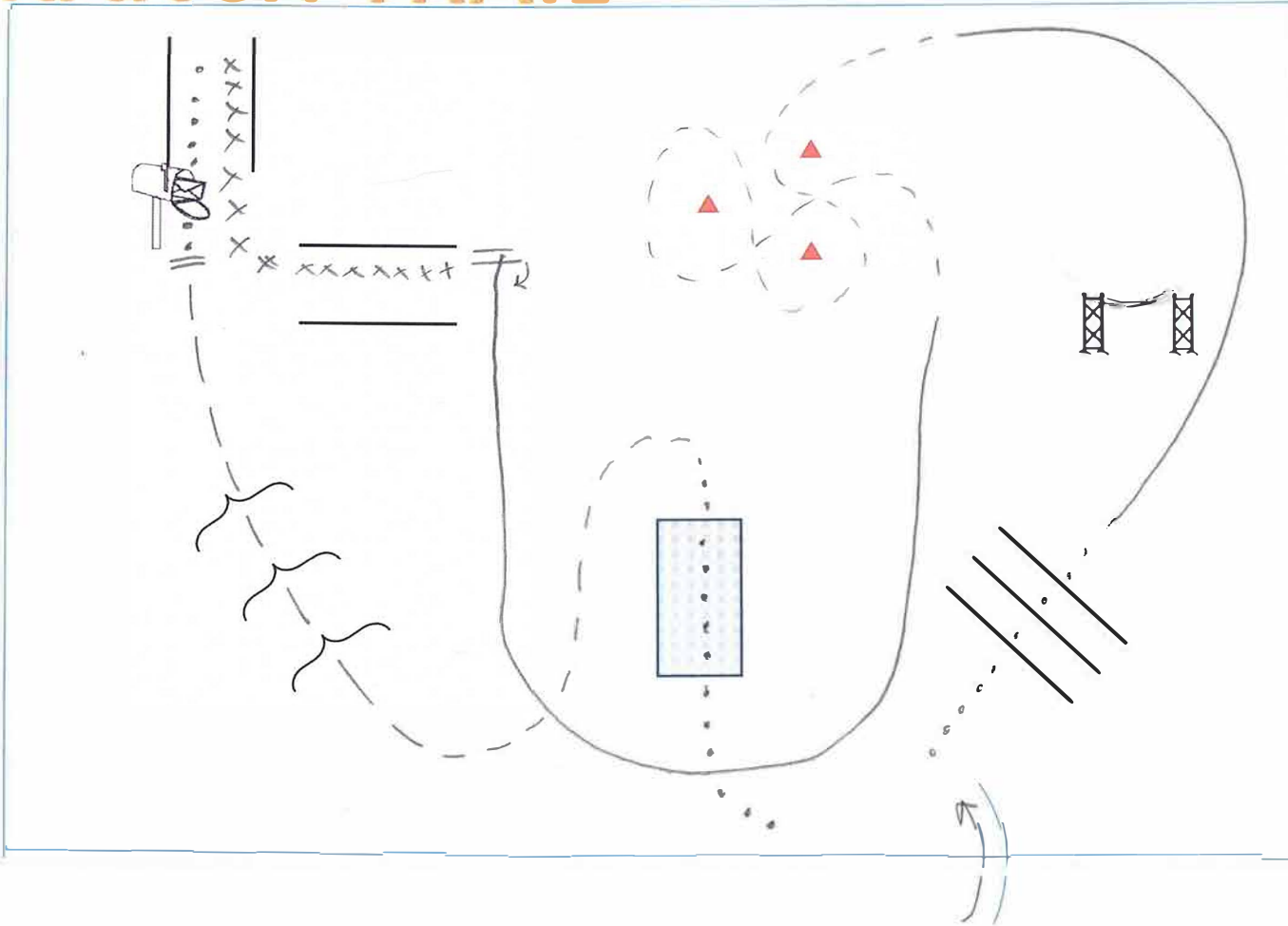
1. Walk in, pick up right lead, lope into chute
2. Back to mailbox. Open and close mailbox
3. Turn 90°, jog through chute, and jog serpentine around cones
4. Walk over bridge
5. Walk over poles
6. Left hand push gate
7. Left lead around bridge. Walk, and exit.

2025 All Around Shows Summer Series

OCTOBER

Show Date: October 19, 2025

RANCH TRAIL



1. Walk over logs
2. Left lead lope* around the corner
3. Jog serpentine around cones
4. Right lead lope* around bridge
5. Turn 90°, back 'L'
6. Walk to mailbox, open and close
7. Jog/Extended jog over logs to bridge
8. Walk, walk over bridge to exit

Walk-Trot

1. Walk over logs
2. Left lead lope* around the corner
3. Jog serpentine around cones
4. Right lead lope* around bridge
5. Turn 90°, back 'L'
6. Walk to mailbox, open and close
7. Jog/Extended jog over logs to bridge
8. Walk, walk over bridge to exit