



ALL AROUND SHOWS

Summer Series

*Patterns:*

*September 15, 2024*

## Main Arena

### Start 8:30 AM

1. English Pleasure Open
2. English Pleasure 14-18
3. English Pleasure 19-49
4. English Pleasure 13 & Under
5. English Pleasure 50+
6. English Pleasure Green Horse or Rider
7. English Pleasure Walk-Trot
  
8. English Equitation Open
9. English Equitation 14-18
10. English Equitation 19-49
11. English Equitation 13 & Under
12. English Equitation 50+
13. English Equitation Green Horse or Rider
14. English Equitation Walk-Trot
  
15. English Riding Control Open
16. English Riding Control 14-18
17. English Riding Control 19-49
18. English Riding Control 13 & Under
19. English Riding Control 50+
20. English Riding Control Green Horse or Rider
21. English Riding Control Walk-Trot

### <break>

### Not to start before 9:30 AM

22. Showmanship Open
23. Showmanship 14-18
24. Showmanship 19-49
25. Showmanship 13 & Under
26. Showmanship 50+
27. Showmanship Green Horse or Rider
28. Showmanship Walk-Trot

### <lunch break>

### Not to start before 10:30 AM

29. Western Pleasure Open
30. Western Pleasure 14-18
31. Western Pleasure 19-49
32. Western Pleasure 13 & Under
33. Western Pleasure 50+
34. Western Pleasure Green Horse or Rider
35. Western Pleasure Walk-Trot
  
36. Lead Line Horsemanship (7 & Under)\*\*
  
37. Western Horsemanship Open
38. Western Horsemanship 14-18
39. Western Horsemanship 19-49
40. Western Horsemanship 13 & Under
41. Western Horsemanship 50+
42. Western Horsemanship Green Horse or Rider
43. Western Horsemanship Walk-Trot
  
44. Ranch on the Rail Open
45. Ranch on the Rail 14-18
46. Ranch on the Rail 19-49
47. Ranch on the Rail 13 & Under
48. Ranch on the Rail 50+
49. Ranch on the Rail Green Horse or Rider
50. Ranch on the Rail Walk-Trot
  
51. Ranch Riding Open
52. Ranch Riding 14-18
53. Ranch Riding 19-49
54. Ranch Riding 13 & Under
55. Ranch Riding 50+
56. Ranch Riding Green Horse or Rider
57. Ranch Riding Walk-Trot



# ALL AROUND SHOWS

## Summer Series

✕ May 12 ✕ June 9 ✕ July 13 (Sat) ✕ August 18 ✕  
✕ September 15 ✕ October 6 ✕

Registration 7:30

Show Starts 8:30

Office Fee—\$15/horse

Class Fee—\$12/class

*Age Division High Point & Reserve in:  
English, Western, and Ranch  
Youth & Adult Overall Daily High Point*

Follows current Colorado State 4-H Rulebook (*secondary AQHA*)

\*Daily High Point awarded for Open, Green Horse or Rider, and Walk-Trot  
Walk-Trot cannot cross-enter into any other divisions

Greeley Saddle Club Arena  
899 N 11th Ave, Greeley  
720.935.2026

AllAroundShows@Outlook.com

## Find All Around Shows on Facebook

### Trail Arena (show at will)

### Trail Open from 10:30-1:30

58. Lead Line Trail (7 & Under)\*\*
  
59. Trail Open
60. Trail 14-18
61. Trail 19-49
62. Trail 13 & Under
63. Trail 50+
64. Trail Green Horse or Rider
65. Trail Walk-Trot
  
66. Ranch Trail Open
67. Ranch Trail 14-18
68. Ranch Trail 19-49
69. Ranch Trail 13 & Under
70. Ranch Trail 50+
71. Ranch Trail Green Horse or Rider
72. Ranch Trail Walk-Trot

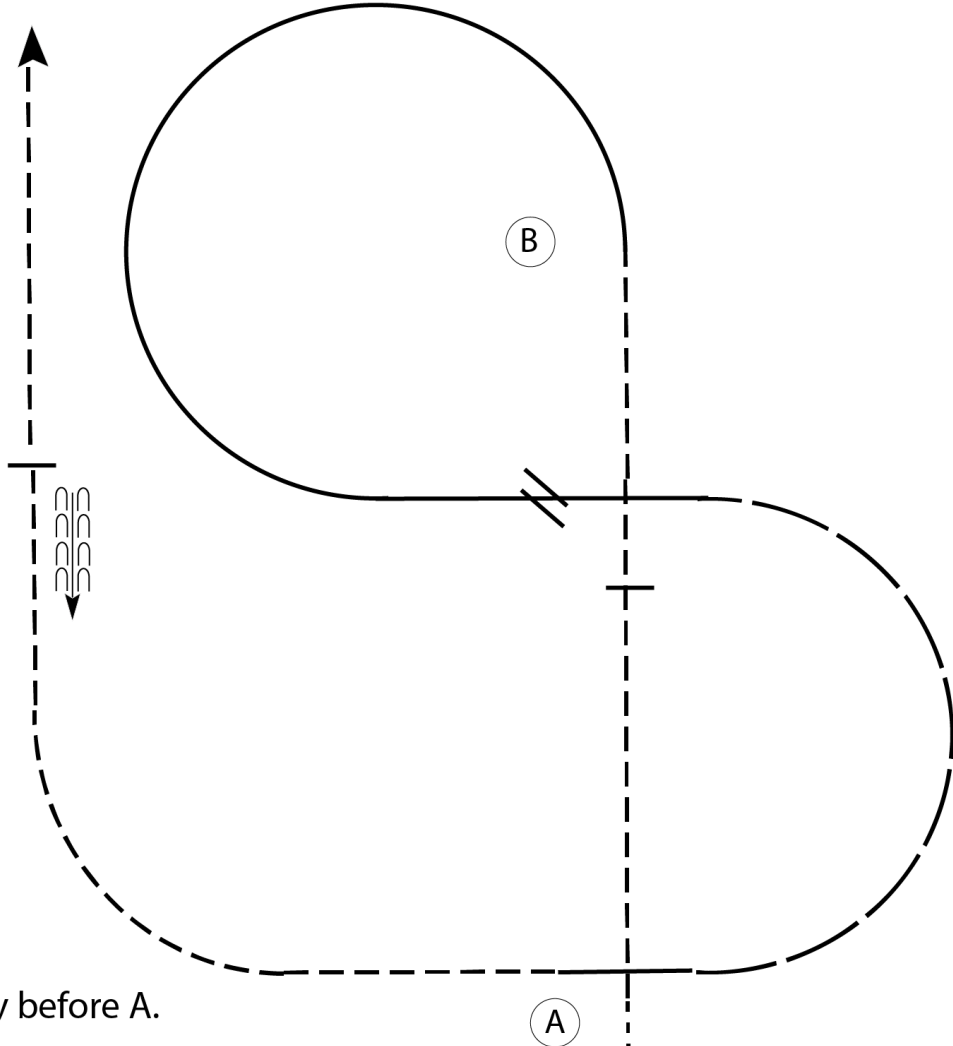
# 2024 All Around Shows Summer Series

## English Equitation (Open)

Show Date: September 15, 2024

www.HorseShowPatterns.com

www.HorseShowPatterns.com



Be ready before A.

1. Walk to A. Left diagonal trot halfway to B.
2. Halt for 3 seconds. Right diagonal trot to B.
3. Left lead canter in circle to center of pattern.
4. Change leads.
5. Right lead canter a few strides then hand gallop in half circle until even with A.
6. Demonstrate a sitting trot for 3-4 strides then trot in a 2 point position around corner and halfway down line.
7. Halt and back approximately one horse length. Sitting trot to exit.

Walk	-----
Trot	- - - - -
Extended Trot	-----
Canter	—————
Leg Yield	
Lead Change	↘ ↙
Back	← ← ← ← ←
Marker	⊙
Sidepass	← →
Hand Gallop	—————

[HSE/2-83]

**Pattern Provided by:**  
*Show Management*

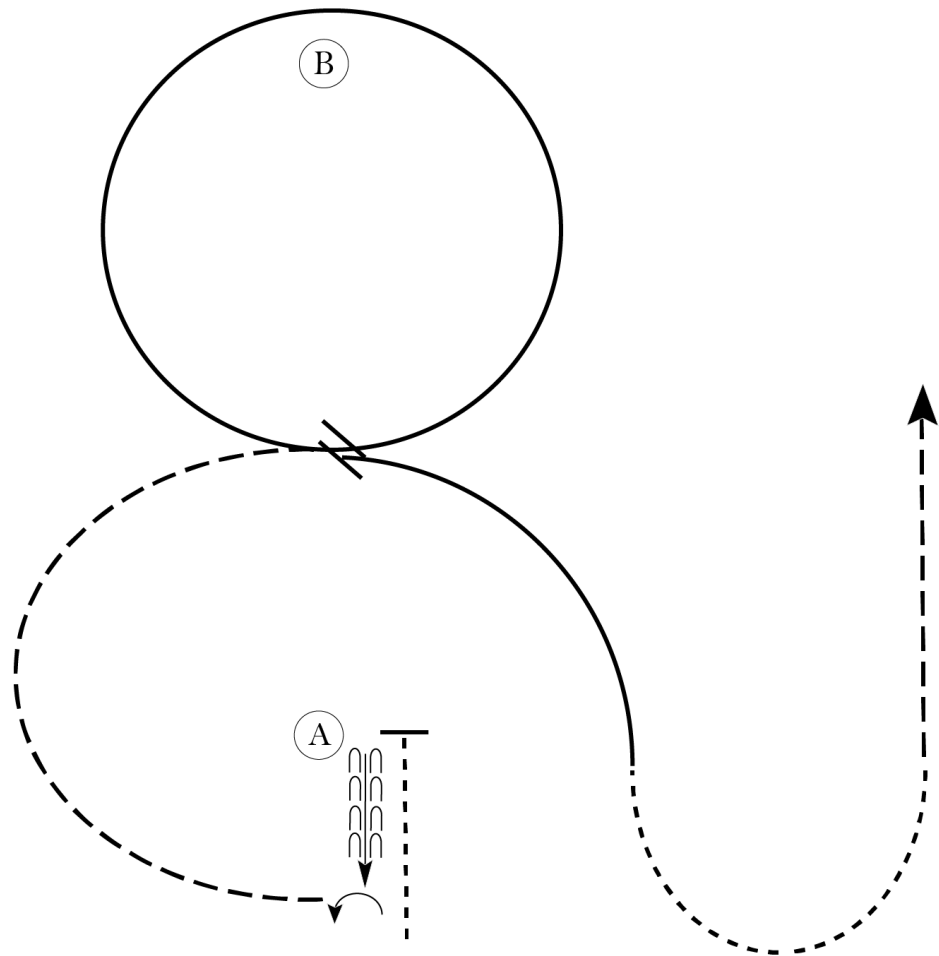
# 2024 All Around Shows Summer Series

## English Equitation (14-18, 19-49)

Show Date: September 15, 2024

w w w . H o r s e S h o w P a t t e r n s . c o m

w w w . H o r s e S h o w P a t t e r n s . c o m



Be ready before A.

1. Walk to A. Back approximately one horse length the perform a 1/4 turn on the forehand left.
2. Posting trot on the left diagonal to center
3. Canter a circle around B on the left lead.
4. Change leads in the center and center on the right lead until even with A.
5. Walk a half circle.
6. Posting trot on the right diagonal to exit.

Follow the instructions of your ring steward.

Walk	-----
Trot	- - - - -
Extended Trot	-----
Canter	—————
Leg Yield	
Lead Change	↙ ↘
Back	← ← ← ← ←
Marker	⊙
Sidepass	← ← ← ← ←
Hand Gallop	-----

[HSE/2-72]

**Pattern Provided by:**  
*Show Management*

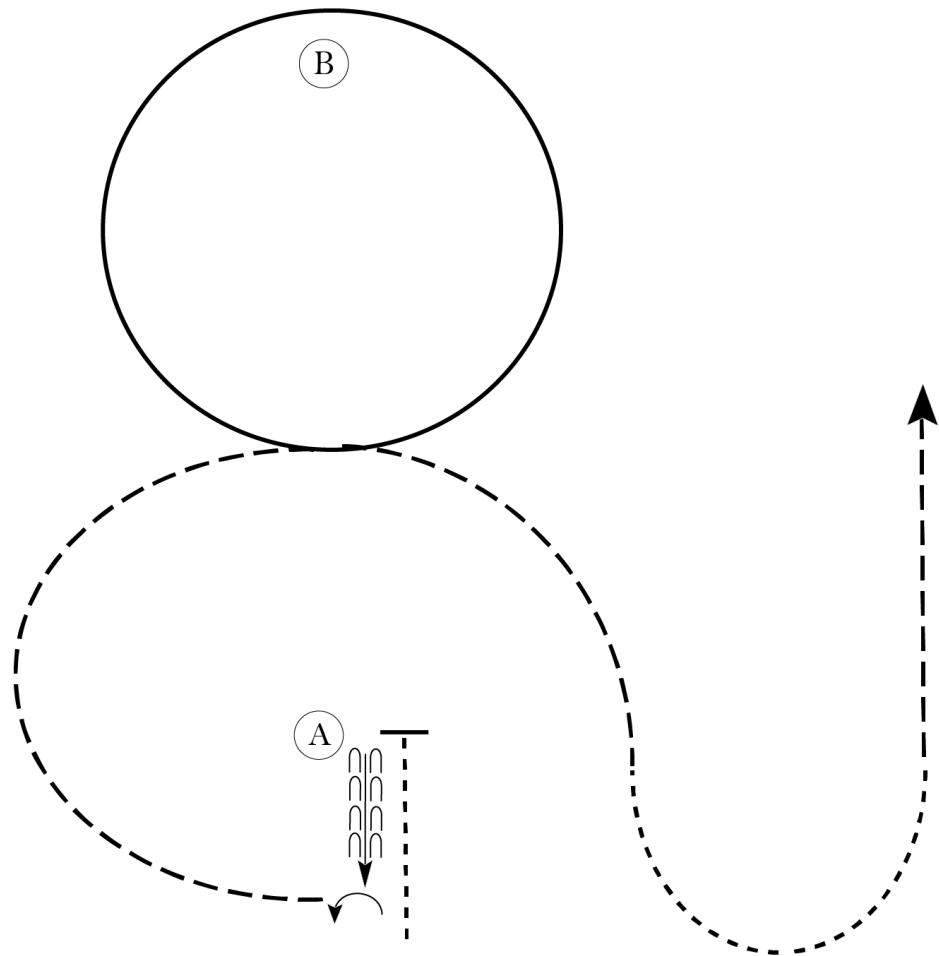
# 2024 All Around Shows Summer Series

## English Equitation (13 & Under, 50+, Green Horse/Rider)

Show Date: September 15, 2024

w w w . H o r s e S h o w P a t t e r n s . c o m

w w w . H o r s e S h o w P a t t e r n s . c o m



Be ready before A.

1. Walk to A. Back approximately one horse length the perform a 1/4 turn on the forehand left.
2. Posting trot on the left diagonal to center
3. Canter a circle around B on the left lead.
4. Break to a sitting trot in center and trot until even with A.
5. Walk a half circle.
6. Posting trot on the right diagonal to exit.

Follow the instructions of your ring steward.

Walk	-----
Trot	- - - - -
Extended Trot	-----
Canter	-----
Leg Yield	
Lead Change	↙ ↘
Back	← ← ← ← ←
Marker	⊙
Sidepass	← ← ← ← ←
Hand Gallop	-----

[HSE/1-72]

**Pattern Provided by:**  
*Show Management*

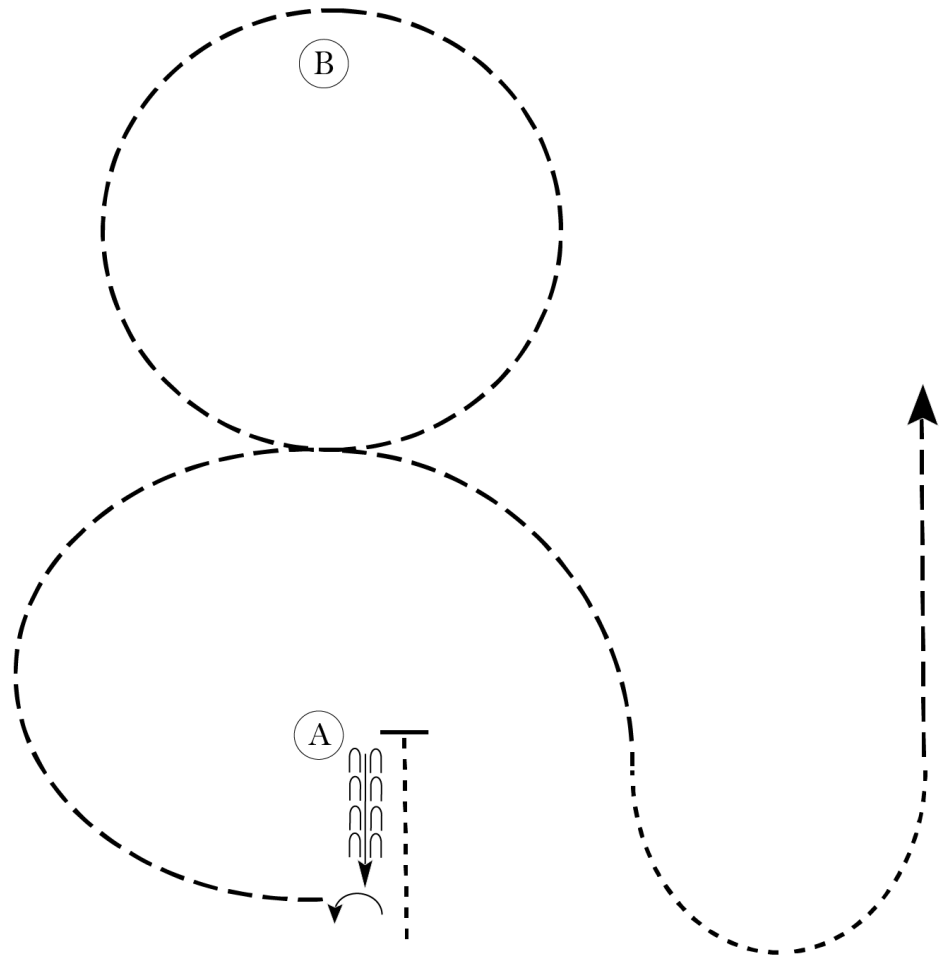
# 2024 All Around Shows Summer Series

## English Equitation (Walk-Trot)

Show Date: September 15, 2024

w w w . H o r s e S h o w P a t t e r n s . c o m

w w w . H o r s e S h o w P a t t e r n s . c o m



Be ready before A.

1. Walk to A. Back approximately one horse length the perform a 1/4 turn on the forehand left.
2. Posting trot on the left diagonal to center
3. Change diagonals and trot a circle around B.
4. Sitting trot in center and trot until even with A.
5. Walk a half circle.
6. Posting trot on the right diagonal to exit.

Follow the instructions of your ring steward.

Walk	-----
Trot	- - - - -
Extended Trot	— — — — —
Canter	—————
Leg Yield	
Lead Change	— / —
Back	← ← ← ← ←
Marker	⊙
Sidepass	← — — — — →
Hand Gallop	— — — — —

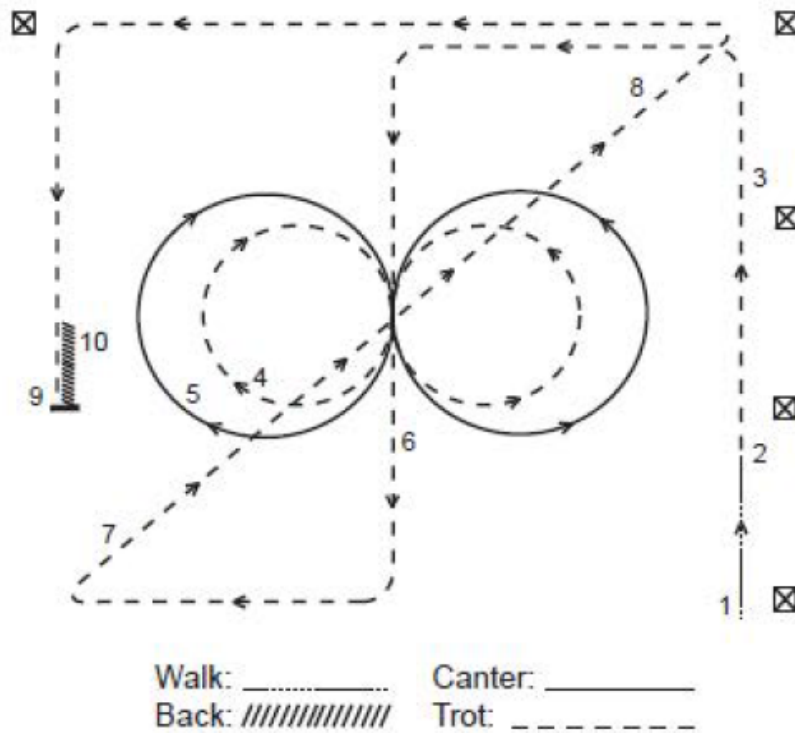
[HSE/WT-72]

**Pattern Provided by:**  
*Show Management*

# 2024 All Around Shows Summer Series

## English Riding Control

Show Date: September 15, 2024



1. Walk.
2. Sitting trot.
3. Working trot, rising.
4. Figure 8 at rising trot showing change of diagonal going to the right first.
- \*\* 5. Figure 8 at canter showing simple change of lead going to the right first.
6. Sitting trot.
7. Lengthened trot, rising demonstrating a change of diagonal while crossing center.
8. Working trot, sitting.
9. Halt.
10. Back.

Leave arena on a loose rein at the free walk.

\*\*Walk-Trot eliminates #5. Figure 8 at the canter

Pattern Provided by:  
*Show Management*

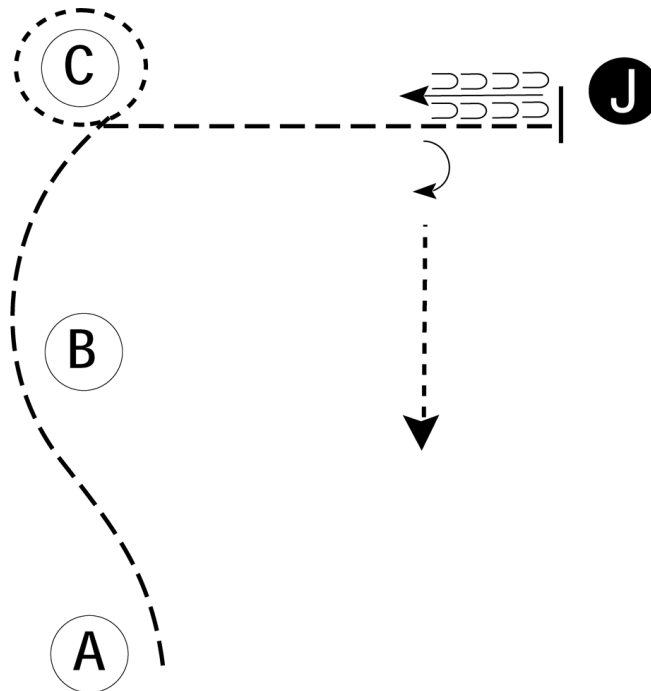
# 2024 All Around Shows Summer Series

## Showmanship (Open)

Show Date: September 15, 2024

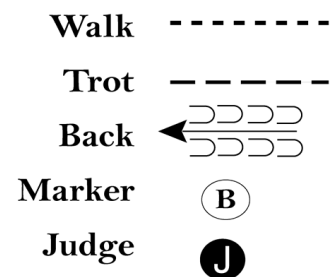
w w w . H o r s e S h o w P a t t e r n s . c o m

w w w . H o r s e S h o w P a t t e r n s . c o m



Be ready at A.

1. When acknowledged, trot from A, around B and to C.
2. Walk a tight circle around C.
3. Trot to judge.
4. Stop and set up for inspection.
5. When dismissed, back approximately one horse length.
6. Perform a 90 degree turn and walk away from judge.



Follow the directions of your ring steward.

[S/2-58]

Pattern Provided by:  
*Show Management*



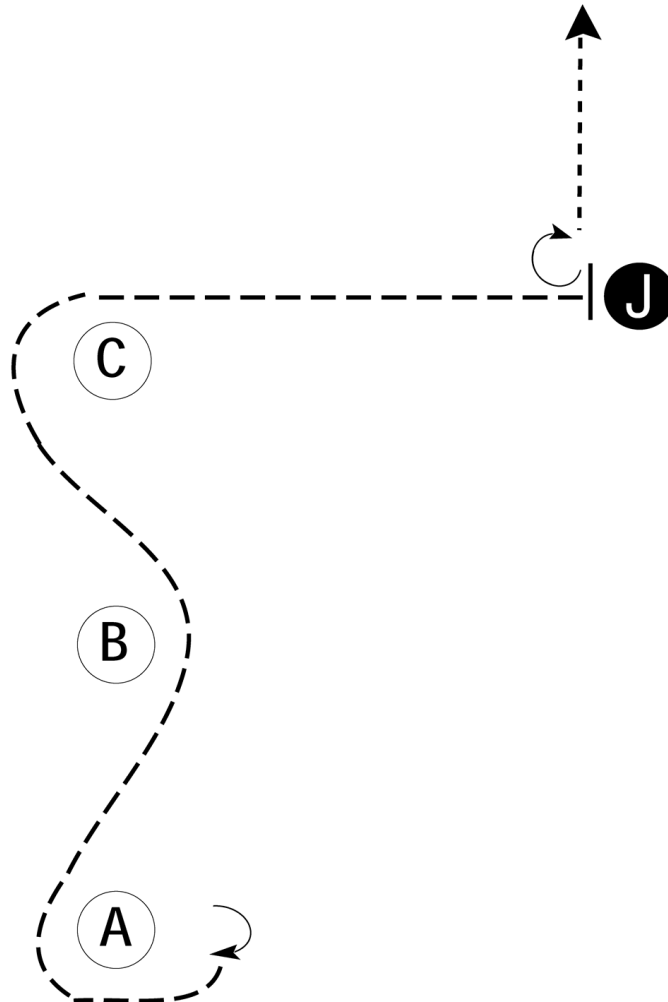
# 2024 All Around Shows Summer Series

## Showmanship (14-18, 19-49)

Show Date: September 15, 2024

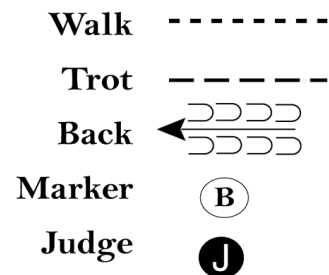
w w w . H o r s e S h o w P a t t e r n s . c o m

w w w . H o r s e S h o w P a t t e r n s . c o m



Be ready at A.

1. When acknowledged, perform a 180 degree turn.
2. Trot around A, around B, around C and straight to judge.
3. Stop and set up for inspection.
4. When dismissed, perform a 270 degree turn and walk away from judge.



Follow the directions of the ring steward.

[S/2-59]

Pattern Provided by:  
*Show Management*

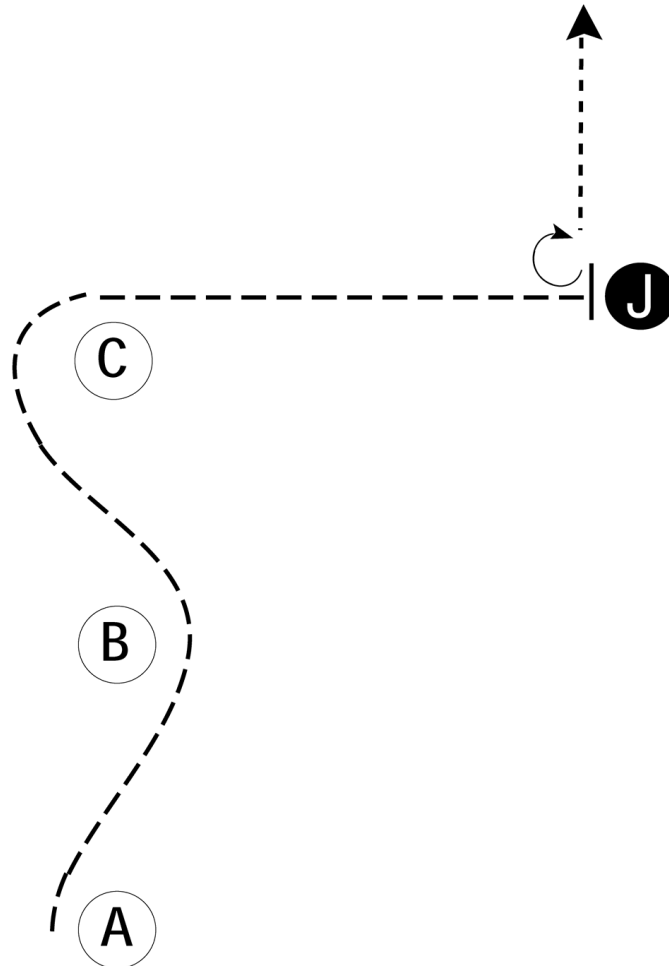
# 2024 All Around Shows Summer Series

## Showmanship (13 & Under, 50+)

Show Date: September 15, 2024

w w w . H o r s e S h o w P a t t e r n s . c o m

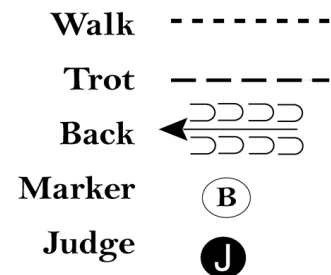
w w w . H o r s e S h o w P a t t e r n s . c o m



Be ready at A.

1. When acknowledged, trot around B, around C and straight to judge.
2. Stop and set up for inspection.
3. When dismissed, perform a 270 degree turn and walk away from judge.

Follow the directions of the ring steward.



[S/1-59]

Pattern Provided by:  
*Show Management*

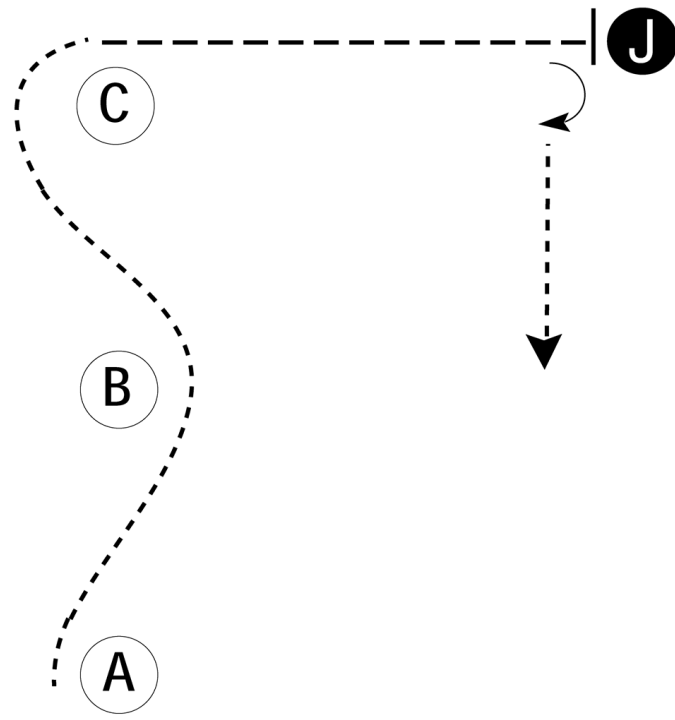
# 2024 All Around Shows Summer Series

## Showmanship (Green Horse/Rider and Walk-Trot)

Show Date: September 15, 2024

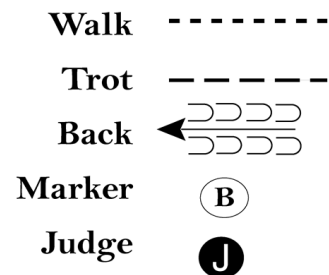
w w w . H o r s e S h o w P a t t e r n s . c o m

w w w . H o r s e S h o w P a t t e r n s . c o m



Be ready at A.

1. When acknowledged, walk around B and around C.
2. Trot from C to judge.
3. Stop and set up for inspection.
4. When dismissed, perform a 90 degree turn and walk away from judge.



Follow the directions of the ring steward.

[S/WT-59]

**Pattern Provided by:**  
*Show Management*

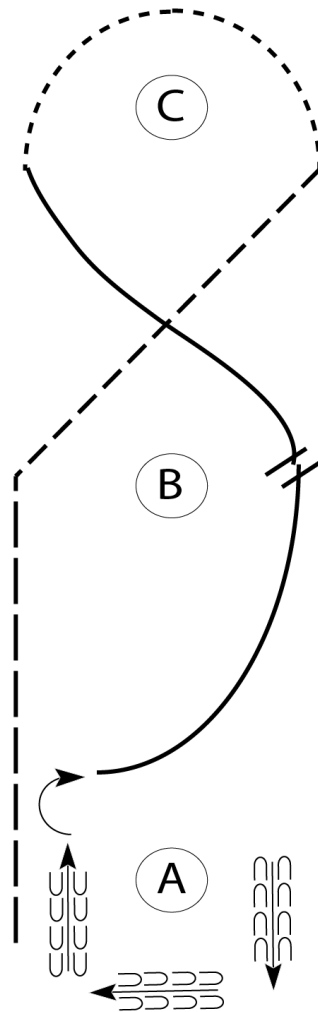
# 2024 All Around Shows Summer Series

## Western Horsemanship (Open)

Show Date: September 15, 2024

w w w . H o r s e S h o w P a t t e r n s . c o m

w w w . H o r s e S h o w P a t t e r n s . c o m



Be ready at A.

1. Back around A as shown.
2. Perform a 1/2 turn right.
3. Lope on the right lead to B.
4. Perform a simple lead change at B.
5. Lope on the left lead to C.
6. Walk around C.
7. Jog to B.
8. Extended jog from B to exit.

Pattern is over once you have passed A.

Follow the instructions of your ring steward.

Walk	-----
Jog	- - - - -
Extended Jog	— — — —
Lope	—————
Lead Change	———/———
Back	← — — — — — — — —
Marker	⊙ B

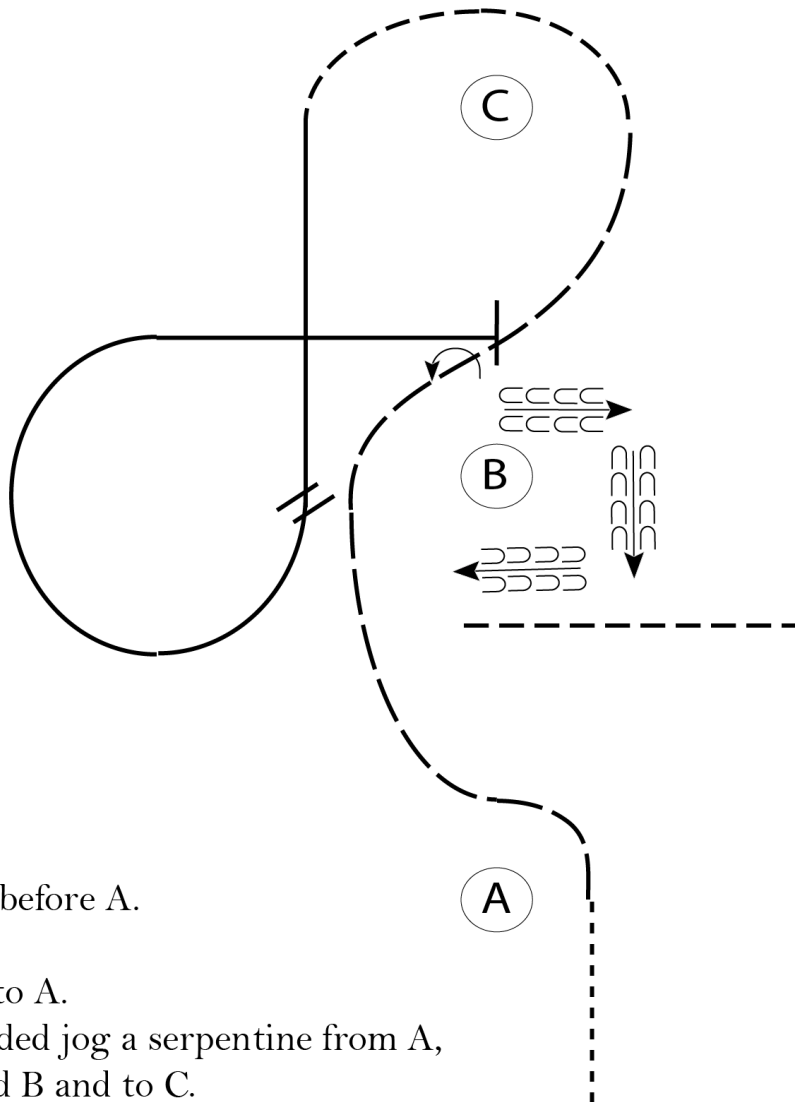
[WH/2-93]

Pattern Provided by:  
*Show Management*

# 2024 All Around Shows Summer Series

## Western Horsemanship (14-18, 19-49)

Show Date: September 15, 2024



Be ready before A.

1. Walk to A.
2. Extended jog a serpentine from A, around B and to C.
3. Slow to a jog around C
4. Left lead lope to B.
5. Perform a simple lead change at B.
6. Lope a circle until even with B.
7. Stop at B and perform a 1/2 turn left.
8. Back around B as shown.
9. Jog to exit.

Follow the instructions of your ring steward.

Walk	-----
Jog	- - - - -
Extended Jog	— — — —
Lope	
Lead Change	⌘
Back	←
Marker	Ⓚ

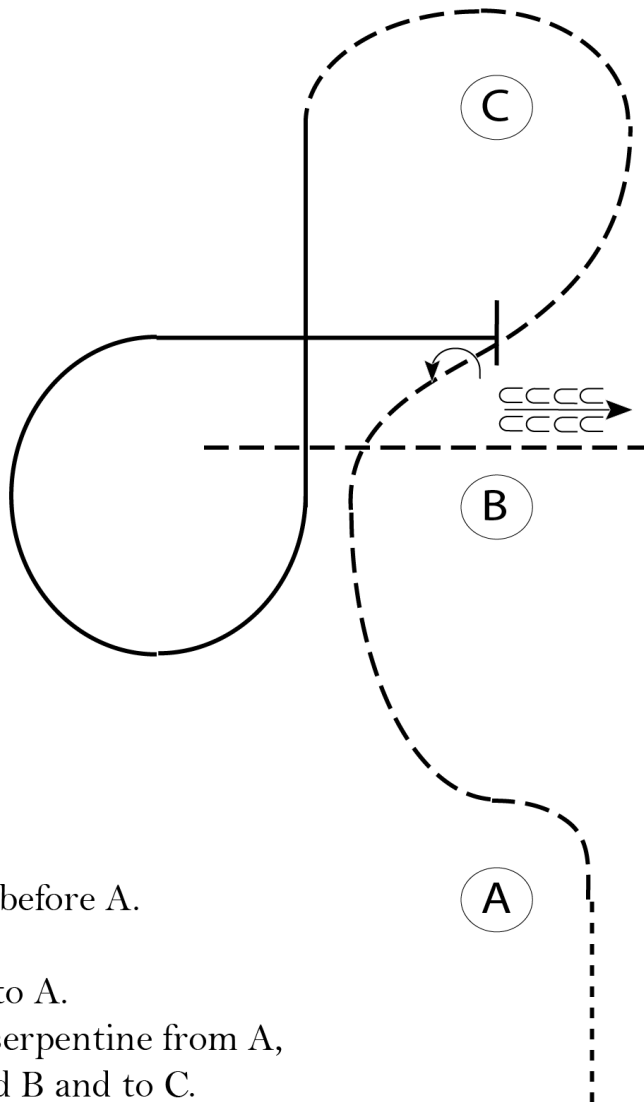
[WH/2-95]

Pattern Provided by:  
*Show Management*

# 2024 All Around Shows Summer Series

## Western Horsemanship (13 & Under, 50+, Green Horse/Rider)

Show Date: September 15, 2024



Be ready before A.

1. Walk to A.
2. Jog a serpentine from A, around B and to C.
3. Continue the jog around C
4. Right lead lope to B and in a 3/4 circle back until even with B.
5. Stop at B and perform a 1/2 turn left.
6. Back approximately one horse length.
7. Jog to exit.

Follow the instructions of your ring steward.

Walk	-----
Jog	- - - - -
Extended Jog	— — — —
Lope	
Lead Change	↗ ↘
Back	← ← ← ←
Marker	⊙ B

[WH/1-95]

Pattern Provided by:  
*Show Management*

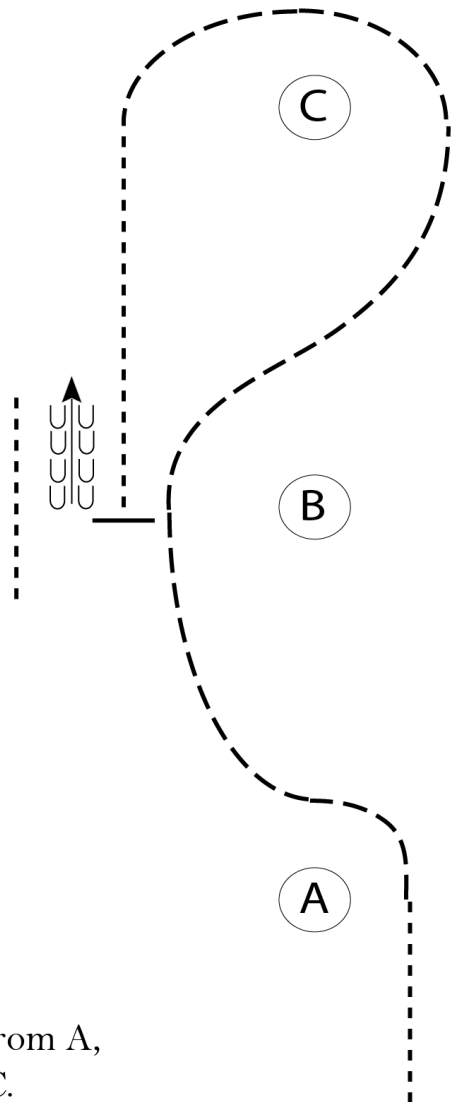
# 2024 All Around Shows Summer Series

## Western Horsemanship (Walk-Trot)

Show Date: September 15, 2024

w w w . H o r s e S h o w P a t t e r n s . c o m

w w w . H o r s e S h o w P a t t e r n s . c o m



Be ready before A.

1. Walk to A.
2. Jog a serpentine from A, around B and to C.
3. Continue the jog around C
4. Walk until even with B.
5. Back approximately one horse length.
6. Walk to exit.

Follow the instructions of your ring steward.

Walk	-----
Jog	- - - - -
Extended Jog	— — — —
Lope	
Lead Change	— / —
Back	← — — — —
Marker	Ⓚ

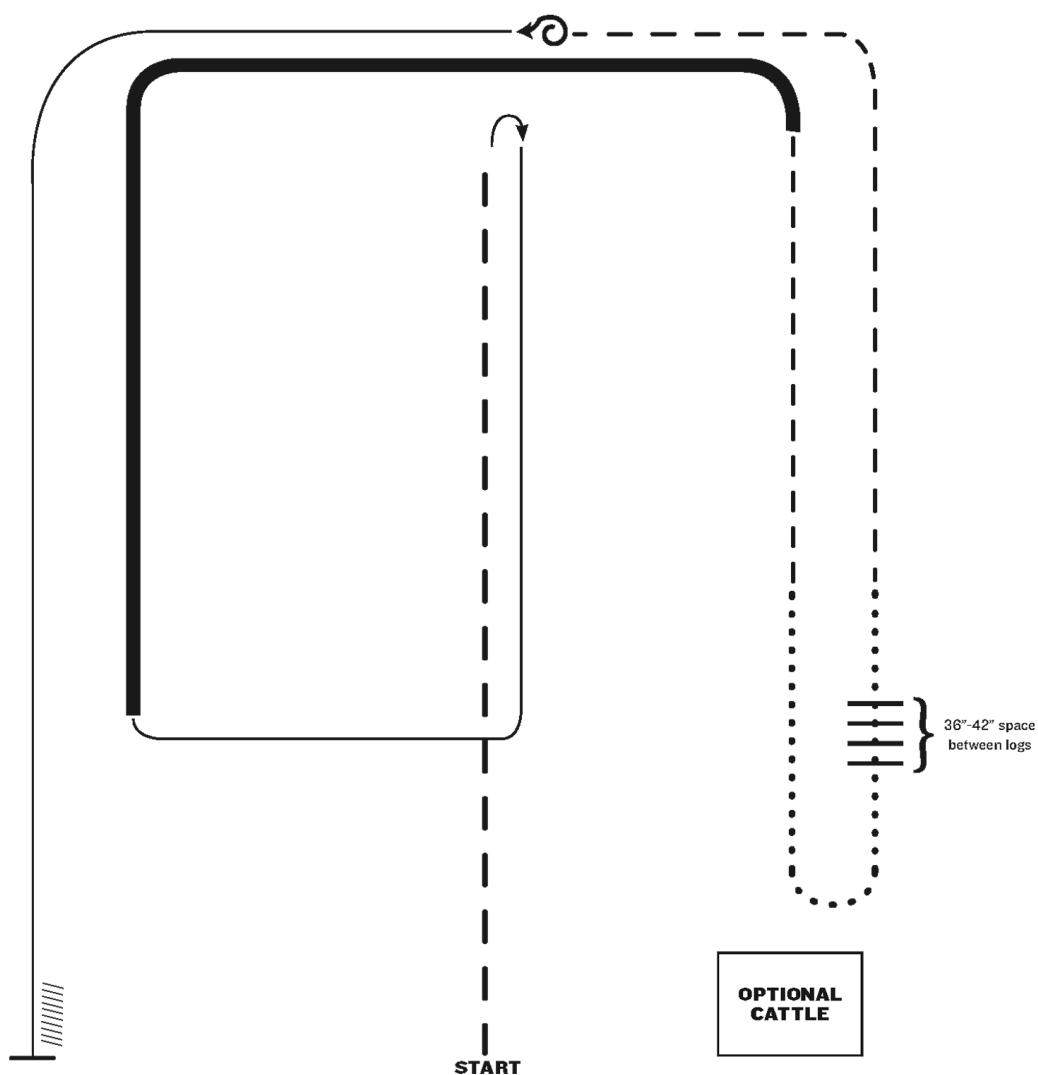
[WH/WT-95]

Pattern Provided by:  
*Show Management*

# 2024 All Around Shows Summer Series

## Ranch Riding

Show Date: September 15, 2024



1. Extended trot
2. Stop, rollback right
3. Lope right lead
4. Extended lope (right lead)
5. Trot
6. Walk
7. Walk over logs
8. Walk
9. Trot
10. Stop, 360 left
11. Lope left lead
12. Stop and back

### Walk-Trot

- Trot instead of lope
- Extended Trot instead of Extended Lope

Note: The drawn description of this pattern is only intended for the general depiction of the pattern. Exhibitors should utilize the arena space to best exhibit their horses.

[RR/AQHA-15]

Pattern Provided by:  
*Show Management*

www.HorseShowPatterns.com

www.HorseShowPatterns.com