



ALL AROUND SHOWS

Summer Series

Patterns:

October 6, 2024

Main Arena

Start 8:30 AM

1. English Pleasure Open
2. English Pleasure 14-18
3. English Pleasure 19-49
4. English Pleasure 13 & Under
5. English Pleasure 50+
6. English Pleasure Green Horse or Rider
7. English Pleasure Walk-Trot

8. English Equitation Open
9. English Equitation 14-18
10. English Equitation 19-49
11. English Equitation 13 & Under
12. English Equitation 50+
13. English Equitation Green Horse or Rider
14. English Equitation Walk-Trot

15. English Riding Control Open
16. English Riding Control 14-18
17. English Riding Control 19-49
18. English Riding Control 13 & Under
19. English Riding Control 50+
20. English Riding Control Green Horse or Rider
21. English Riding Control Walk-Trot

<break>

Not to start before 9:30 AM

22. Showmanship Open
23. Showmanship 14-18
24. Showmanship 19-49
25. Showmanship 13 & Under
26. Showmanship 50+
27. Showmanship Green Horse or Rider
28. Showmanship Walk-Trot

<lunch break>

Not to start before 10:30 AM

29. Western Pleasure Open
30. Western Pleasure 14-18
31. Western Pleasure 19-49
32. Western Pleasure 13 & Under
33. Western Pleasure 50+
34. Western Pleasure Green Horse or Rider
35. Western Pleasure Walk-Trot

36. Lead Line Horsemanship (7 & Under)**

37. Western Horsemanship Open
38. Western Horsemanship 14-18
39. Western Horsemanship 19-49
40. Western Horsemanship 13 & Under
41. Western Horsemanship 50+
42. Western Horsemanship Green Horse or Rider
43. Western Horsemanship Walk-Trot

44. Ranch on the Rail Open
45. Ranch on the Rail 14-18
46. Ranch on the Rail 19-49
47. Ranch on the Rail 13 & Under
48. Ranch on the Rail 50+
49. Ranch on the Rail Green Horse or Rider
50. Ranch on the Rail Walk-Trot

51. Ranch Riding Open
52. Ranch Riding 14-18
53. Ranch Riding 19-49
54. Ranch Riding 13 & Under
55. Ranch Riding 50+
56. Ranch Riding Green Horse or Rider
57. Ranch Riding Walk-Trot



ALL AROUND SHOWS

Summer Series

✕ May 12 ✕ June 9 ✕ July 13 (Sat) ✕ August 18 ✕
✕ September 15 ✕ October 6 ✕

Registration 7:30

Show Starts 8:30

Office Fee—\$15/horse

Class Fee—\$12/class

*Age Division High Point & Reserve in:
English, Western, and Ranch
Youth & Adult Overall Daily High Point*

Follows current Colorado State 4-H Rulebook (*secondary AQHA*)

*Daily High Point awarded for Open, Green Horse or Rider, and Walk-Trot
Walk-Trot cannot cross-enter into any other divisions

Greeley Saddle Club Arena
899 N 11th Ave, Greeley
720.935.2026

AllAroundShows@Outlook.com

Find All Around Shows on Facebook

Trail Arena (show at will)

Trail Open from 10:30-1:30

58. Lead Line Trail (7 & Under)**

59. Trail Open
60. Trail 14-18
61. Trail 19-49
62. Trail 13 & Under
63. Trail 50+
64. Trail Green Horse or Rider
65. Trail Walk-Trot

66. Ranch Trail Open
67. Ranch Trail 14-18
68. Ranch Trail 19-49
69. Ranch Trail 13 & Under
70. Ranch Trail 50+
71. Ranch Trail Green Horse or Rider
72. Ranch Trail Walk-Trot

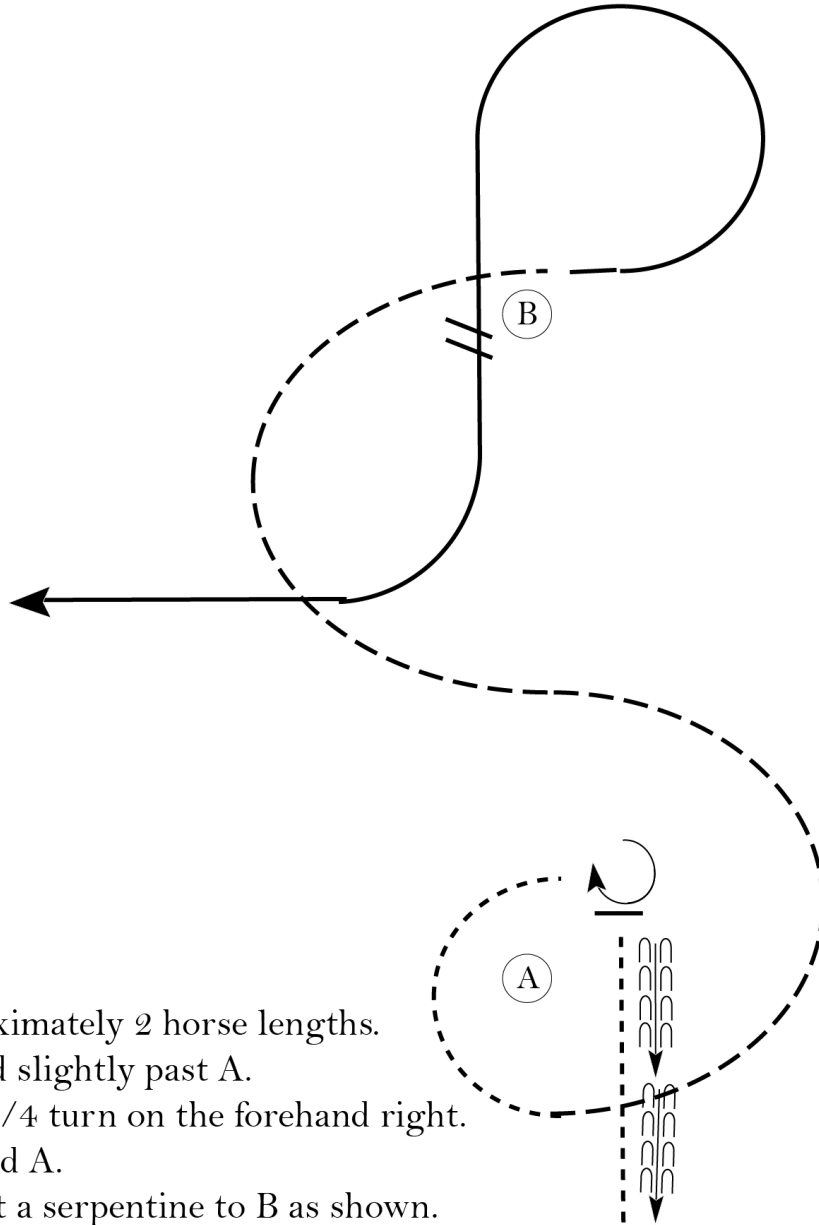
2024 All Around Shows Summer Series

English Equitation (Open)

Show Date: October 6, 2024

w w w . H o r s e S h o w P a t t e r n s . c o m

w w w . H o r s e S h o w P a t t e r n s . c o m



[HSE/2-68]

Pattern Provided by:
Show Management

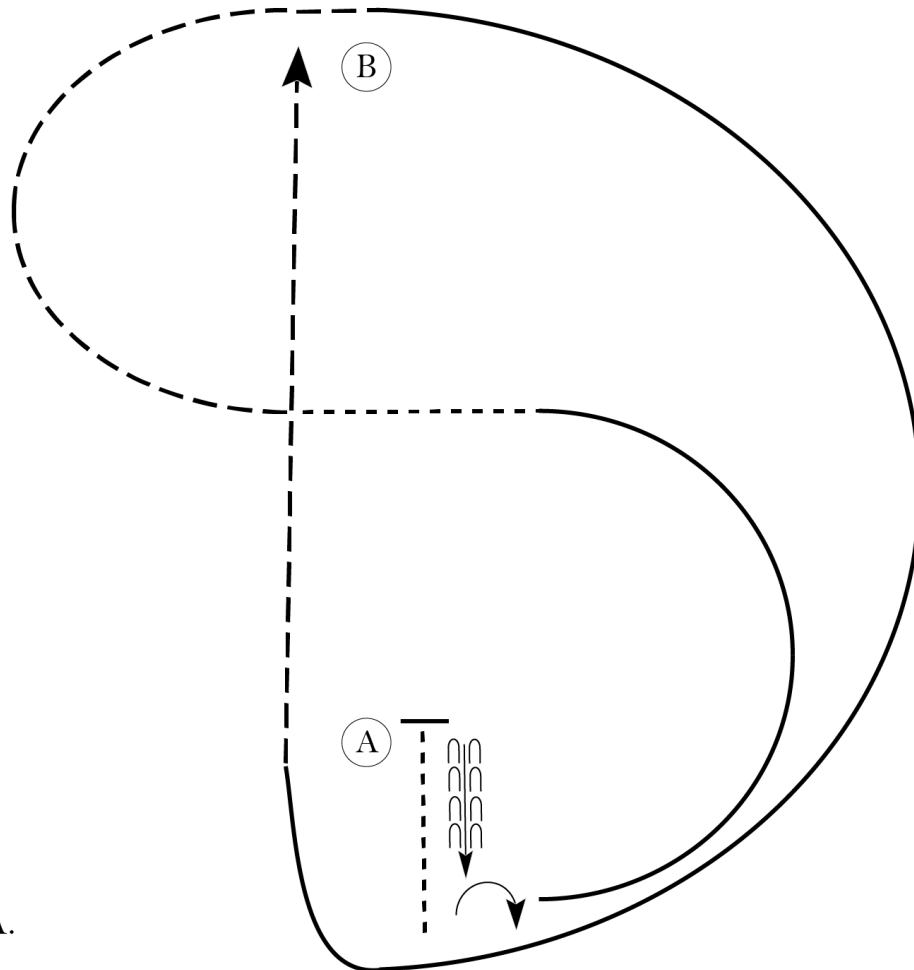
2024 All Around Shows Summer Series

English Equitation (14-18, 19-49)

Show Date: October 6, 2024

w w w . H o r s e S h o w P a t t e r n s . c o m

w w w . H o r s e S h o w P a t t e r n s . c o m



Be ready before A.

1. Walk to A, stop and back approximately one horse length.
2. Perform a 90 degree forehand turn right.
3. Canter on the left lead in a half circle to center of pattern.
4. Walk 2-3 horse lengths.
5. Sitting trot in a half circle to B.
6. Canter on the right lead to and around A.
7. Trot on the left diagonal to B.

Pattern is over once you pass B.

Walk	-----
Trot	- - - - -
Extended Trot	-----
Canter	—————
Leg Yield	
Lead Change	↙ ↘
Back	← ← ← ← ←
Marker	⊙
Sidepass	← — — — — →
Hand Gallop	—————

[HSE/2-67]

Pattern Provided by:
Show Management

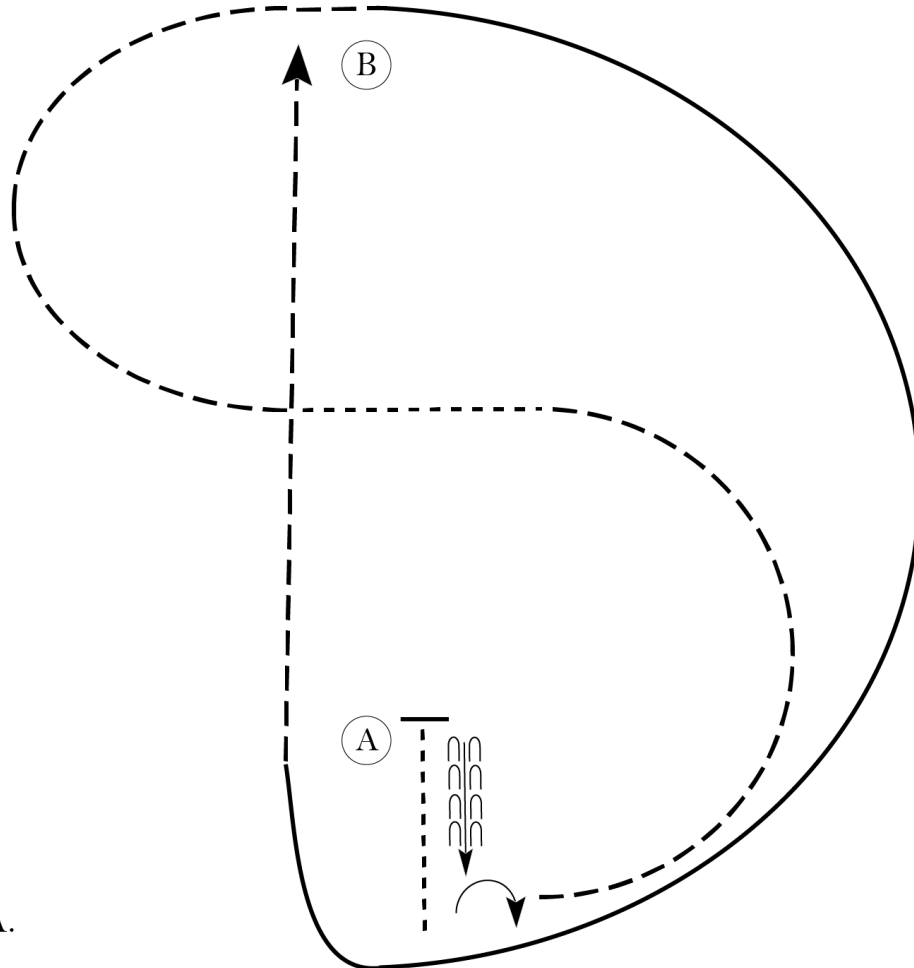
2024 All Around Shows Summer Series

English Equitation (13 & Under, 50+, Green Horse/Rider)

Show Date: October 3, 2024

w w w . H o r s e S h o w P a t t e r n s . c o m

w w w . H o r s e S h o w P a t t e r n s . c o m



Be ready before A.

1. Walk to A, stop and back approximately one horse length.
2. Perform a 90 degree forehand turn right.
3. Trot on the right diagonal in a half circle to center of pattern.
4. Walk 2-3 horse lengths.
5. Sitting trot in a half circle to B.
6. Canter on the right lead to and around A.
7. Trot on the left diagonal to B.

Pattern is over once you pass B.

Walk	-----
Trot	- - - - -
Extended Trot	-----
Canter	—————
Leg Yield	
Lead Change	///
Back	←←←
Marker	(B)
Sidepass	←-----→
Hand Gallop	—————

[HSE/1-67]

Pattern Provided by:
Show Management

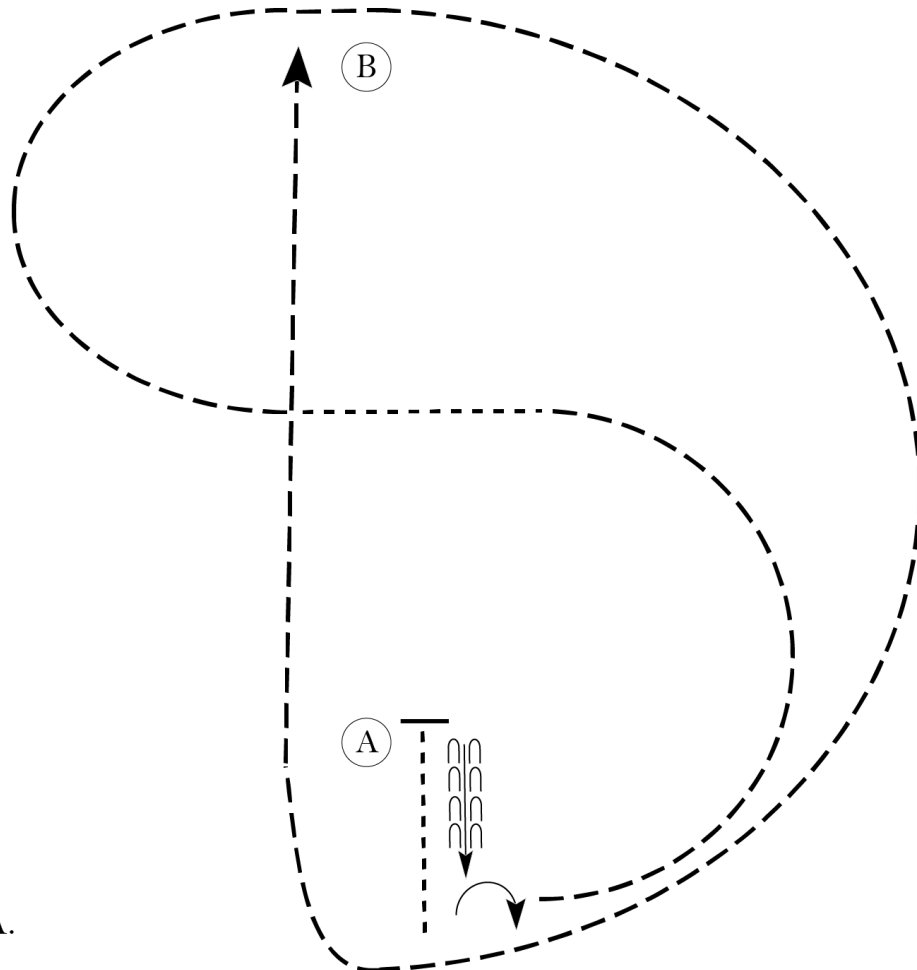
2024 All Around Shows Summer Series

English Equitation (Walk-Trot)

Show Date: October 6, 2024

w w w . H o r s e S h o w P a t t e r n s . c o m

w w w . H o r s e S h o w P a t t e r n s . c o m



Be ready before A.

1. Walk to A, stop and back approximately one horse length.
2. Perform a 90 degree forehand turn right.
3. Trot on the right diagonal in a half circle to center of pattern.
4. Walk 2-3 horse lengths.
5. Sitting trot in a half circle to B.
6. Trot on the left diagonal to and around A.
7. Continue to trot on the left diagonal to B.

Pattern is over once you pass B.

Walk	-----
Trot	- - - - -
Extended Trot	-----
Canter	—————
Leg Yield	
Lead Change	↙ ↘
Back	← ← ← ← ←
Marker	⊙
Sidepass	← →
Hand Gallop	-----

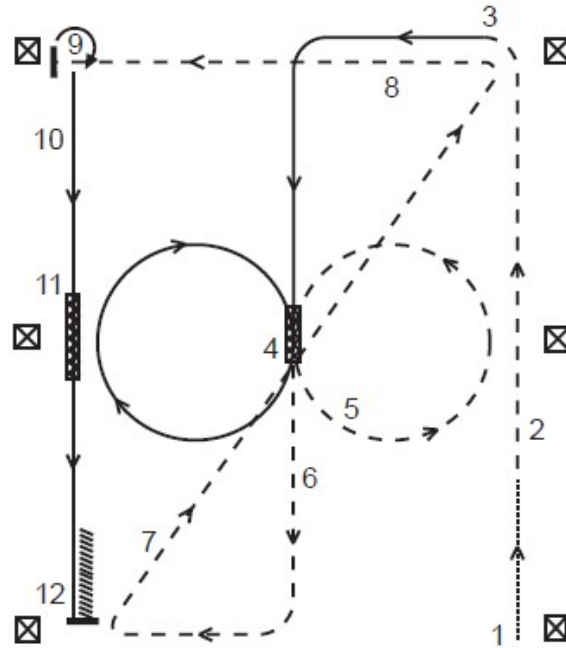
[HSE/WT-67]


Pattern Provided by:
Show Management

2024 All Around Shows Summer Series

English Riding Control

Show Date: September 15, 2024



Walk: Canter: _____
Back: /////////////// Trot: - - - - -
Lead Changing Area: 

Lead changes may be simple or flying.

1. Normal walk.
2. Rising trot halfway between cones.
3. Canter left lead. **Walk-Trot: Continue the rising trot**
4. Change of lead, canter circle right lead. **Walk-Trot: Change of diagonal, rising trot circle to the right**
5. Rising trot circle left.
6. Rising trot down center.
7. Extended trot across the diagonal, demonstrate a change of diagonal while crossing center.
8. Sitting trot.
9. Halt, 270° forehand turn right.
10. Canter left lead. **Walk-Trot: Rising Trot, right diagonal**
11. Change of lead, canter right lead. **Walk-Trot: Show a change of diagonal, continue rising trot**
12. Halt, back on horse length.

Leave arena on a loose rein at the free walk.

Pattern Provided by:

Show Management

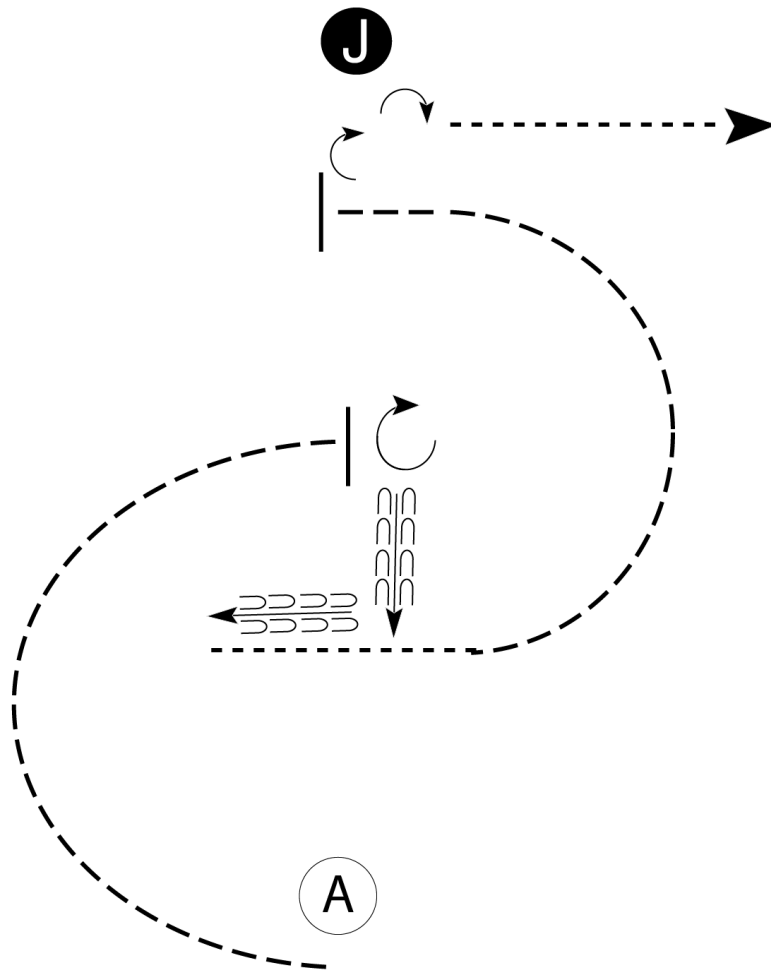
2024 All Around Shows Summer Series

Showmanship (Open)

Show Date: October 6, 2024

w w w . H o r s e S h o w P a t t e r n s . c o m

w w w . H o r s e S h o w P a t t e r n s . c o m



Be ready at A.

1. Trot a half circle to center of pattern.
2. Stop and perform a 3/4 turn.
3. Back a square corner.
4. Walk 2-3 horse lengths.
5. Trot a half circle.
6. Perform a 1/4 turn and set up for inspection.
7. When dismissed, perform a 1/4 turn.
8. Walk to exit.

Follow the instructions of your ring steward.

- Walk -----
- Trot - - - - -
- Back ←
- Marker (B)
- Judge (J)

[S/2-86]

Pattern Provided by:
Show Management

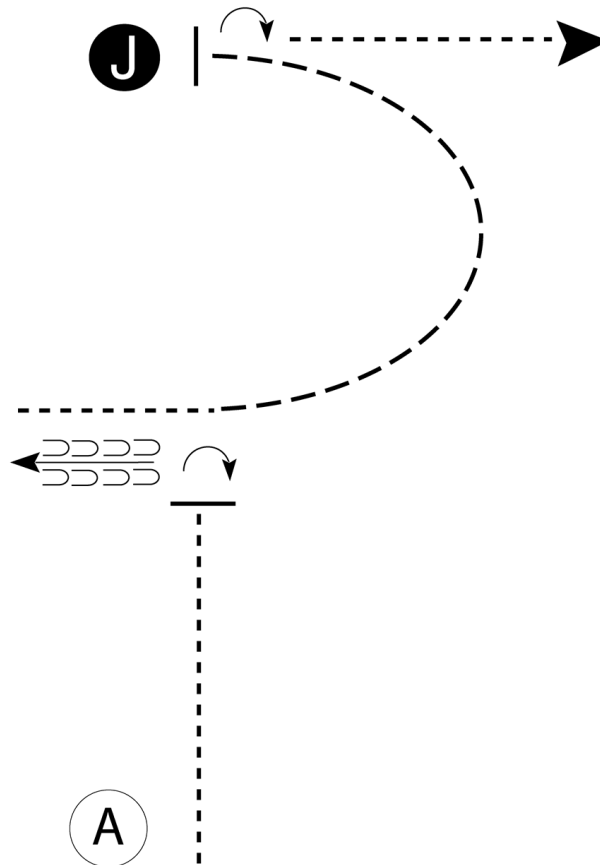
2024 All Around Shows Summer Series

Showmanship (13 & Under, 50+)

Show Date: October 6, 2024

w w w . H o r s e S h o w P a t t e r n s . c o m

w w w . H o r s e S h o w P a t t e r n s . c o m



Be ready at A.

1. When acknowledged, walk half way to Judge.
2. Stop and perform a 1/4 turn.
3. Back approximately one horse length.
4. Walk until even with Judge.
5. Trot in a half circle to Judge.
6. Stop and set up for inspection.
7. When dismissed, perform a 1/2 turn and walk straight away from Judge.

- Walk -----
Trot - - - - -
Back ← ---
Marker (B)
Judge (J)

Follow the instructions of your ring steward.

[S/1-80]

Pattern Provided by:
Show Management

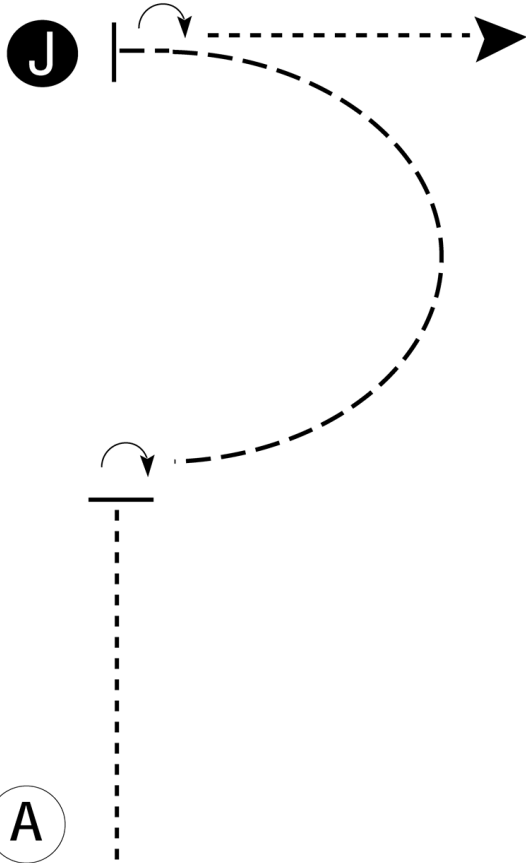
2024 All Around Shows Summer Series

Showmanship (Green Horse/Rider and Walk-Trot)

Show Date: October 6, 2024

w w w . H o r s e S h o w P a t t e r n s . c o m

w w w . H o r s e S h o w P a t t e r n s . c o m



Be ready at A.

1. When acknowledged, walk half the distance to Judge.
2. Stop and perform a 1/4 turn.
3. Trot in a half circle to Judge.
4. Stop and set up for inspection.
5. When dismissed, perform a 1/2 turn and walk straight away from Judge.

Follow the instructions of your ring steward.

Walk	-----
Trot	- - - - -
Back	←
Marker	ⓑ
Judge	ⓐ

[S/WT-80]

Pattern Provided by:
Show Management

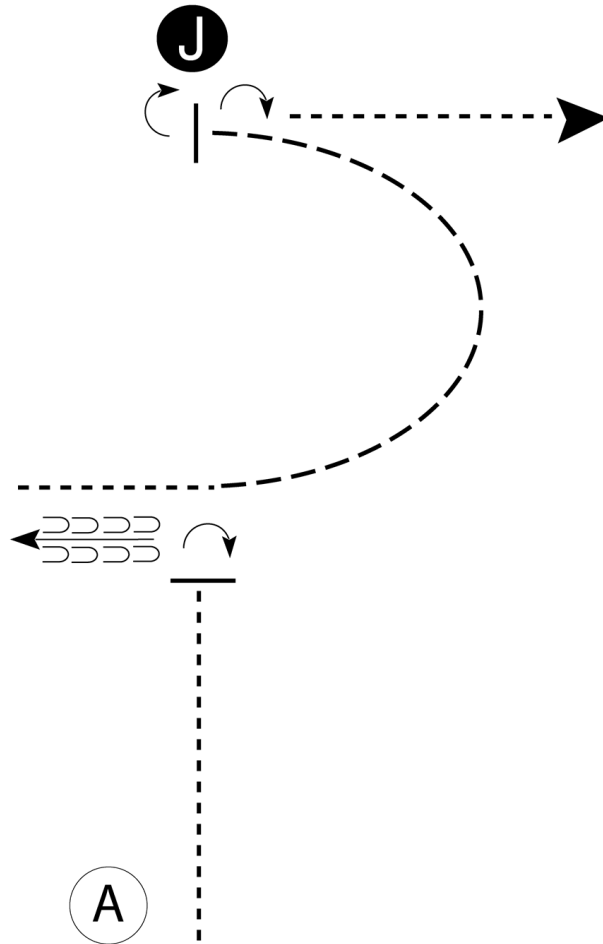
2024 All Around Shows Summer Series

Showmanship (14-18, 19-49)

Show Date: October 6, 2024

w w w . H o r s e S h o w P a t t e r n s . c o m

w w w . H o r s e S h o w P a t t e r n s . c o m



Be ready at A.

1. When acknowledged, walk half way to Judge.
2. Stop and perform a 1/4 turn.
3. Back approximately one horse length.
4. Walk until even with Judge.
5. Trot in a half circle until even with Judge.
6. Perform a 1/4 turn, stop and set up for inspection.
7. When dismissed, perform a 1/4 turn and walk straight away from Judge.

Follow the instructions of your ring steward.

- Walk -----
- Trot - - - - -
- Back ← ---
- Marker (B)
- Judge (J)

[S/2-80]

Pattern Provided by:
Show Management

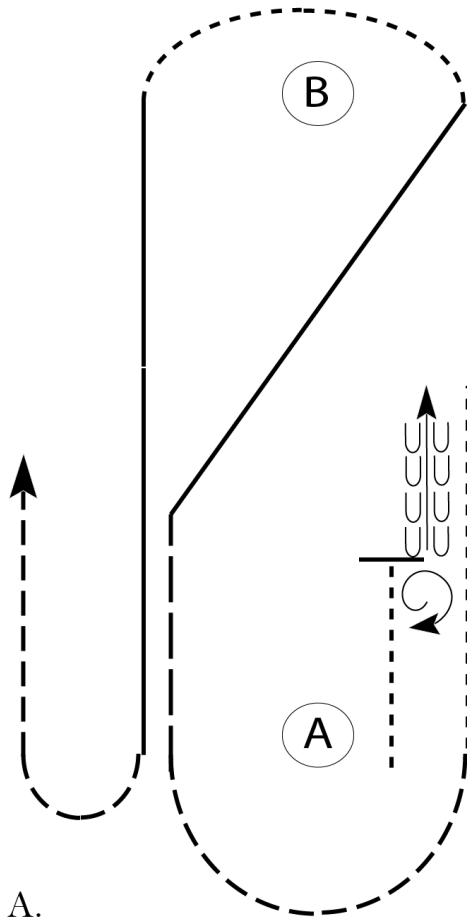
2024 All Around Shows Summer Series

Western Horsemanship (Open)

Show Date: October 6, 2024

w w w . H o r s e S h o w P a t t e r n s . c o m

w w w . H o r s e S h o w P a t t e r n s . c o m



Be ready at A.

1. Walk approximately 2 horse lengths from A. Stop and perform a 1 1/2 turn right.
2. Back approximately one horse length then walk to A.
3. Jog around A then extend the jog in a straight line halfway to B.
4. Lope on the left lead on the diagonal to B. Break to the walk and walk around B.
5. Lope on the right lead to A.
6. Break to the jog when even with A and jog around to exit.

Walk	-----
Jog	- - - - -
Extended Jog	— — — —
Lope	
Lead Change	— / —
Back	← — — — —
Marker	ⓑ

[WH/2-117]

Pattern Provided by:
Show Management

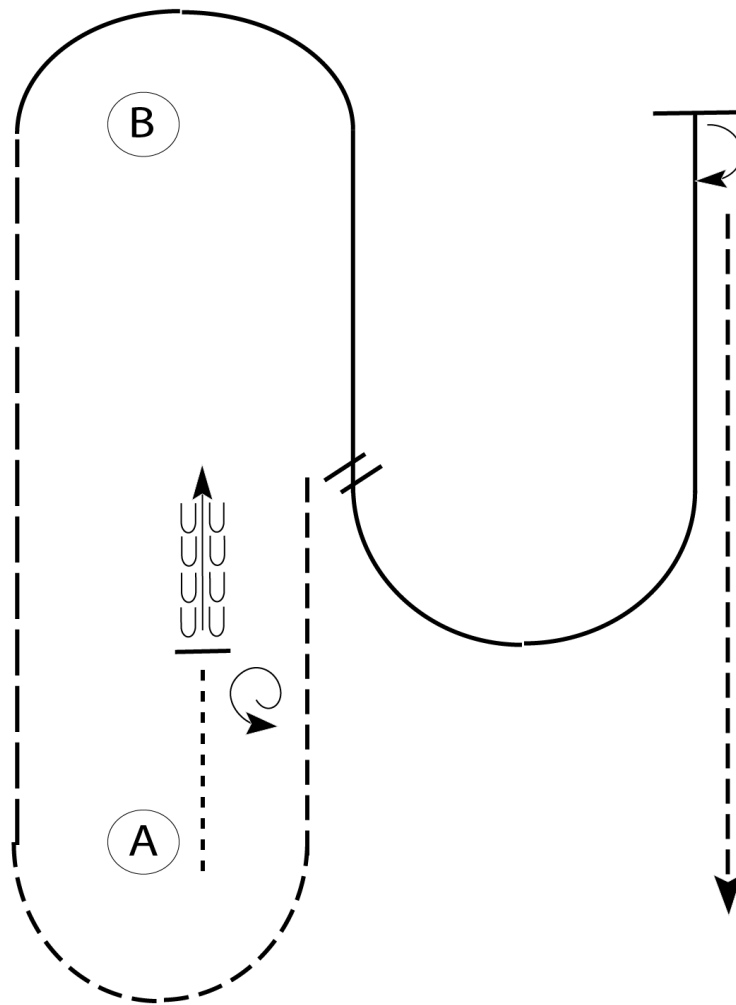
2024 All Around Shows Summer Series

Western Horsemanship (14-18, 19-49)

Show Date: October 6, 2024

w w w . H o r s e S h o w P a t t e r n s . c o m

w w w . H o r s e S h o w P a t t e r n s . c o m



Be ready at A.

1. Walk approximately two horse lengths forward.
Stop and perform a 1 1/2 turn left.
2. Back approximately two horse lengths then jog to and around A.
3. Extend the jog to B.
4. Right lead lope around B and halfway to A.
5. Perform a simple lead change and lope a half circle until even with B.
6. Stop and perform a 180 degree turn to the right and jog to finish.

Walk	-----
Jog	- - - - -
Extended Jog	— — — —
Lope	
Lead Change	⋈
Back	← ← ← ← ←
Marker	Ⓚ

[WH/2-118]

Pattern Provided by:
Show Management

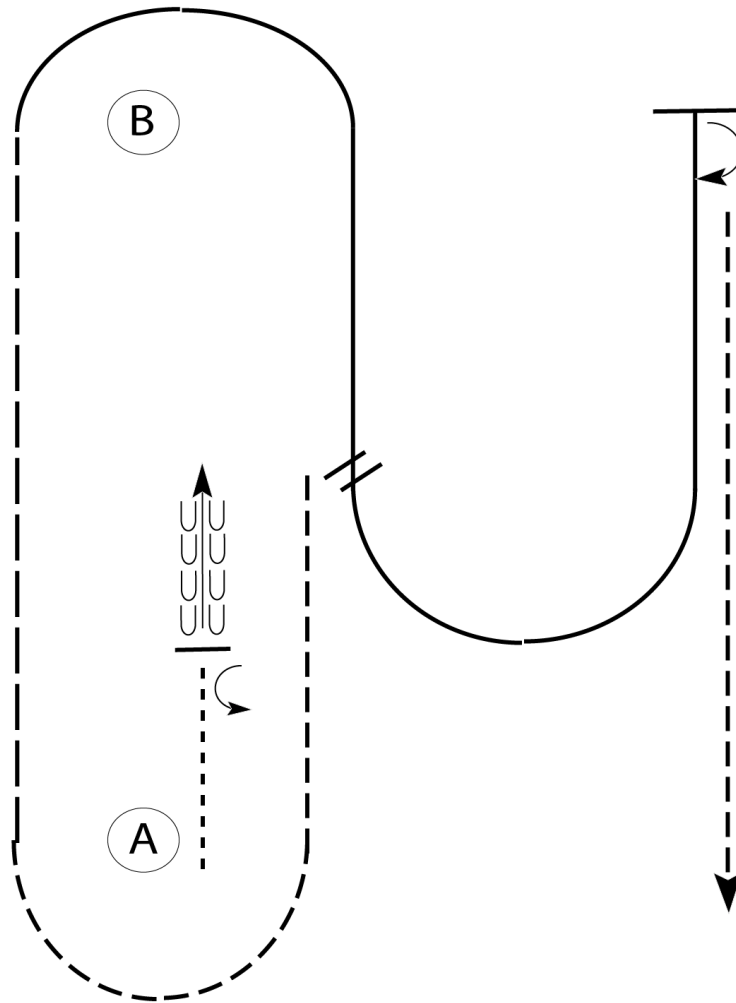
2024 All Around Shows Summer Series

Western Horsemanship (13 & Under, 50+, Green Horse/Rider)

Show Date: October 6, 2024

w w w . H o r s e S h o w P a t t e r n s . c o m

w w w . H o r s e S h o w P a t t e r n s . c o m



Be ready at A.

1. Walk approximately two horse lengths forward.
Stop and perform a 1/2 turn left.
2. Back approximately two horse lengths then jog to and around A.
3. Extend the jog to B.
4. Right lead lope around B and halfway to A.
5. Perform a simple lead change and lope a half circle until even with B.
6. Stop and perform a 180 degree turn to the right and jog to finish.

Walk	-----
Jog	- - - - -
Extended Jog	— — — —
Lope	—————
Lead Change	———/———
Back	←——— ←———
Marker	ⓑ

[WH/1-118]

Pattern Provided by:
Show Management

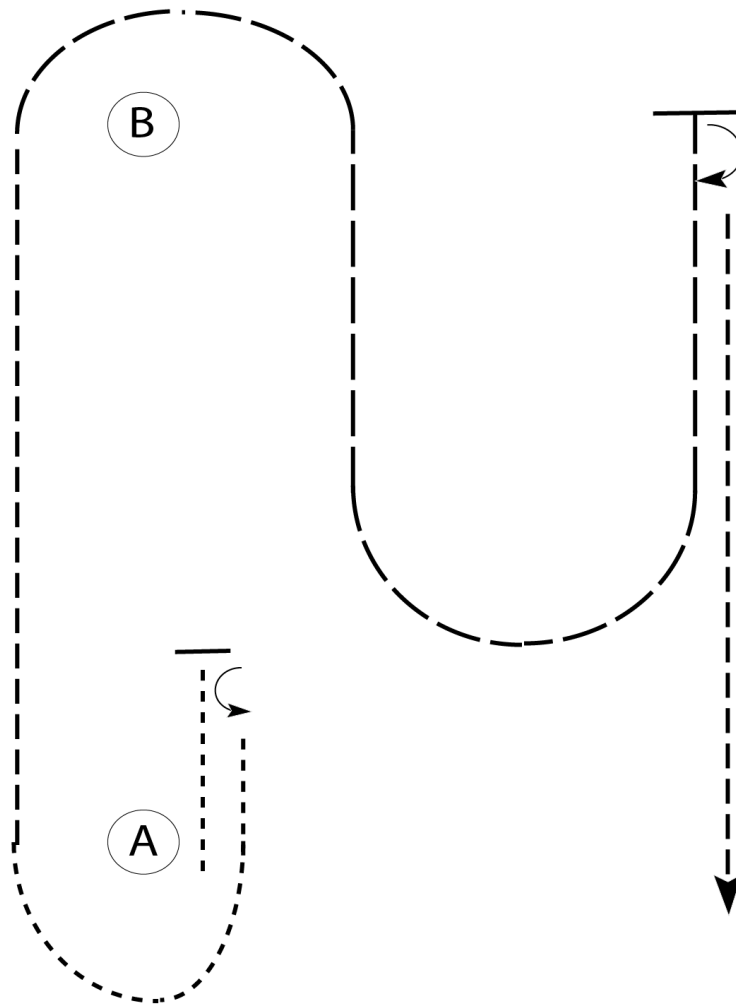
2024 All Around Shows Summer Series

Western Horsemanship (Walk-Trot)

Show Date: October 6, 2024

w w w . H o r s e S h o w P a t t e r n s . c o m

w w w . H o r s e S h o w P a t t e r n s . c o m



Be ready at A.

1. Walk approximately two horse lengths forward.
Stop and perform a 1/2 turn left.
2. Walk to and around A.
3. Jog to B.
4. Extend the jog as shown until even with B.
until even with B.
5. Stop and perform a 180 degree turn to the
right and jog to finish.

Walk
Jog	-----
Extended Jog	-----
Lope	—————
Lead Change	———/———
Back	←——— ——— ———
Marker	ⓑ

[WH/WT-118]

Pattern Provided by:
Show Management

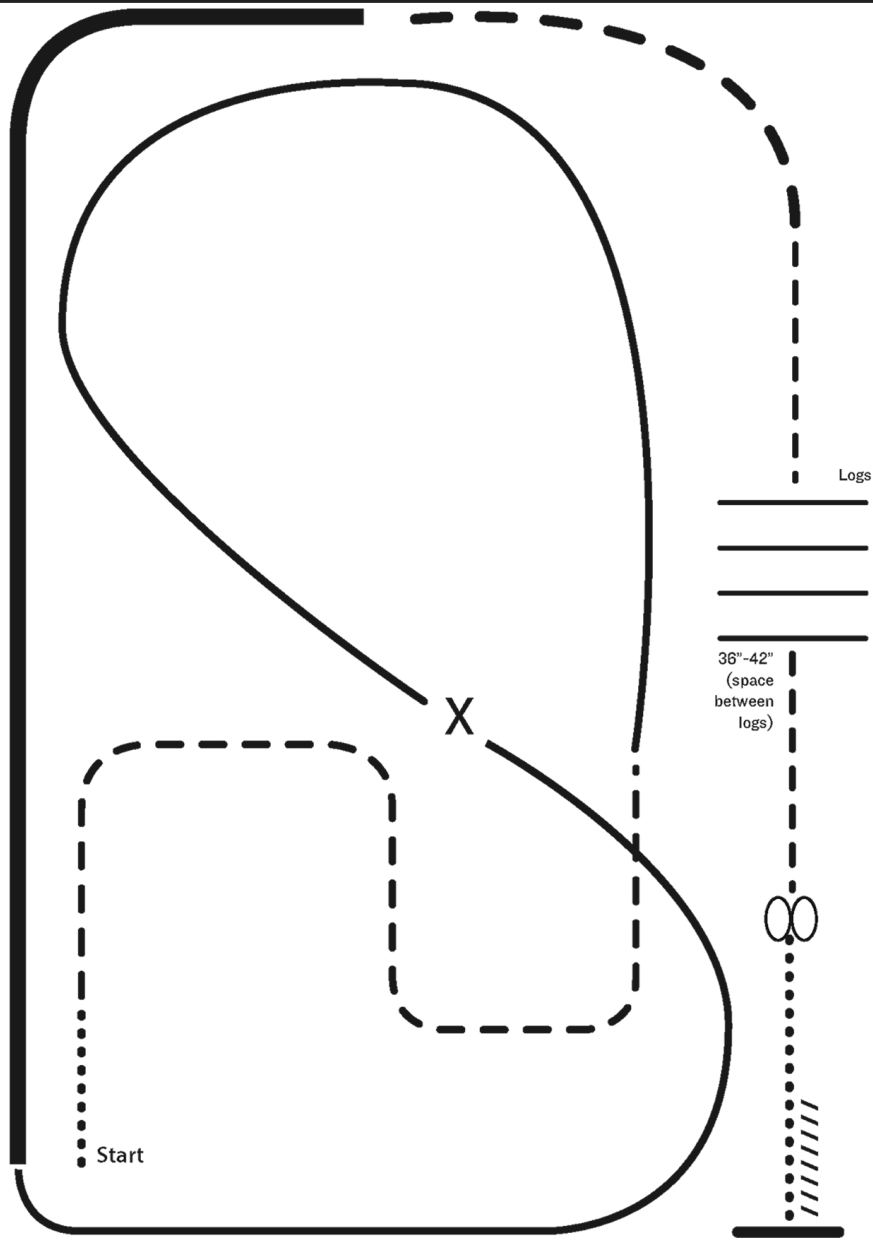
2024 All Around Shows Summer Series

Ranch Riding

Show Date: October 6, 2024

www.HorseShowPatterns.com

www.HorseShowPatterns.com



- X Lead Change
- Walk
- - - Trot
- — — Ext trot
- — — Lope
- — — Ext Lope
- /////// Back

1. Walk
2. Trot serpentine
3. Lope left lead around the end of the arena and then diagonally across the arena
4. Change leads (simple or flying) and
5. Lope on the right lead around end of the arena
6. Extend lope on the straight away and around corner to the center of the arena
7. Extend trot around corner of the arena
8. Collect to a trot
9. Trot over logs
10. Stop, do 360 degree turn each direction (either direction 1st) (L-R or R-L)
11. Walk, stop and back

Walk-Trot

- Trot instead of lope
- Extended Trot instead of Extended Lope

[RR/AQHA-3]

Pattern Provided by:
Show Management